



MANAPPURAM[®] FINANCE LIMITED

Make Life Easy

Ref: Sec/SE/62/2023-24
May 12,2023

BSE Limited Phiroze Jeejeebhoy Towers Dalal Street Mumbai- 400001 Scrip Code: 531213	National Stock Exchange of India Limited 5th Floor, Exchange Plaza Bandra (East) Mumbai - 400 051 Scrip Code: MANAPPURAM
---	---

Dear Madam/Sir

Sub: Outcome of Board Meeting

Ref: Sec/SE/26/2023-24 dated April 24,2023

In terms of Regulation 30 of SEBI Listing Obligation and Disclosure Requirements) Regulations 2015, we wish to inform you that the Board of Directors of the Company at its meeting held on May 12,2023, has *inter alia* consider:-

1. Approval of Audited standalone and consolidated financial results for the quarter and period ended March 31,2023. The figures were reviewed by the Audit Committee at their meeting held on May 11,2023.
2. Declaration of interim dividend of Rs.0.75 (Seventy-Five Paise Only) per equity share of face value Rs.2.
3. May 24,2023 as record date to ascertain the entitlement of interim dividend among the shareholders and Dividend/Dividend warrants shall be paid or dispatched on or before June 10,2023.
4. In compliance with the Reserve Bank of India Circular dated May 16, 2019, Mr. Madhu Mohan, Vice President, has been Re-appointed as the Chief Risk officer ("CRO") of the Company for a period of one year with effect from July 17, 2023.
6. Matters relating to the ensuing 31st Annual General Meeting of the Company.

Pursuant to Regulation 30, 33, 51, 52 & 54 of the Securities and Exchange Board of India (Listing Obligations and Disclosure Requirements) Regulations, 2015, please find enclosed herewith:

1. Audited standalone and consolidated financial results of the Company for the quarter and period ended on March 31,2023 together with the disclosures in accordance with

India's First Listed and Highest Credit Rated Gold Loan Company



MANAPPURAM FINANCE LIMITED

Make Life Easy

Regulation 52(4) of the Listing Regulations and the reports of the statutory auditors issued thereon by M/S. M S K A & Associates & M/S S K Patodia & Associates, Joint Statutory Auditors of the Company.

2. The Disclosure in accordance with Regulation 52(7) and 52(7A) of SEBI (LODR) Regulations, 2015 regarding utilization of issue proceeds of non-convertible securities for the quarter ended December 31,2022
3. The half-yearly disclosure of related party transactions, on a consolidated basis, for the half year ended March 31, 2023, pursuant to Regulation 23(9) of the Listing Regulations.
4. Disclosure of Security Cover in pursuance to Regulation 54(2), 54(3) of SEBI (LODR) Regulations, 2015 for the quarter ended December 31,2022.
5. The initial and annual disclosure made by the Company pursuant to the SEBI circular No. SEBI/HO/DDHS/CIR/P/2018/144 dated November 26, 2018 in compliance with clause 4.3 therein.
6. Declaration on impact of Audit Qualifications as per Regulation 33(3)(d) & 52(3)(a).

Further, we wish to inform you that the investor presentation and press release w.r.t Q4 FY23-24 results will be uploaded on the website of the Company and the same is available under the tab:

<https://www.manappuram.com/investors/quarterly-results.html>

The Meeting of Board of Directors commenced at 10.00 A.M. and concluded at 4.30 P.M.

Kindly take the same on record.

Thanking You.

For Manappuram Finance Limited

Manoj Kumar V R
Company Secretary
Ph-+91 9946239999

India's First Listed and Highest Credit Rated Gold Loan Company

Registered & Corporate Office : (CIN-L65910KL1992PLC006623) IV/470A (old) W638A(New), Manappuram House, Valapad, Thrissur, Kerala - 680 567, India
Tel : 0487 - 3050100, 3050108 Fax : 0487 - 2399298 E mail : mail@manappuram.com Website : www.manappuram.com

M S K A & Associates
Chartered Accountants

602 Floor 6, Raheja Titanium,
Western Express Highway,
Geetanjali, Railway Colony,
Ram Nagar, Goregaon (E),
Mumbai 400 063

S K Patodia & Associates
Chartered Accountants


Sunil Patodia Tower,
J. B. Nagar, Andheri (East)
Mumbai 400099

Independent Auditor's Report on Consolidated Audited Annual Financial Results of the Manappuram Finance Limited pursuant to the Regulation 33 of the SEBI (Listing Obligations and Disclosure Requirements) Regulations 2015, as amended.

To
The Board of Directors of Manappuram Finance Limited
Report on the Audit of Consolidated Financial Results

Opinion

1. We have audited the accompanying statement of Consolidated annual financial results of Manappuram Finance Limited (hereinafter referred to as the 'Parent' or 'Holding Company') and its subsidiaries (Holding Company and its subsidiaries together referred to as 'the Group') for the year ended March 31, 2023, ('the Statement'), being submitted by the Holding Company pursuant to the requirement of Regulation 33 of the SEBI (Listing Obligations and Disclosure Requirements) Regulations, 2015, as amended ('Listing Regulations').
2. In our opinion and to the best of our information and according to the explanations given to us and based on the consideration of reports of other auditors on separate audited financial statements of the subsidiaries, the aforesaid Statement:
 - 2.1 includes the annual financial results of the following entities:
 - Manappuram Finance Limited (the Parent)
 - Manappuram Home Finance Limited (Wholly owned subsidiary)
 - Manappuram Insurance Brokers Limited (Wholly owned subsidiary)
 - Asirvad Micro Finance Limited (Subsidiary)
 - Manappuram Comptech and Consultants Limited (Subsidiary)
 - 2.2 is presented in accordance with the requirements of the Listing Regulations in this regard; and
 - 2.3 gives a true and fair view in conformity with the recognition and measurement principles laid down in the applicable accounting standards prescribed under Section 133 of the Companies Act, 2013 ("the Act") read with Companies (Indian Accounting Standards) Rules, 2015 as amended to the extent applicable and other accounting principles generally accepted in India, of consolidated net profit and consolidated other comprehensive income and other financial information of the Group for the year ended March 31, 2023.



Basis for Opinion

3. We conducted our audit in accordance with the Standards on Auditing (SAs) specified under section 143(10) of the Act. Our responsibilities under those SAs are further described in the Auditor's Responsibilities for the Audit of the Consolidated Financial Results section of our report. We are independent of the Group in accordance with the Code of Ethics issued by the Institute of Chartered Accountants of India together with the ethical requirements that are relevant to our audit of the Consolidated financial statements under the provisions of the Act and the Rules thereunder, and we have fulfilled our other ethical responsibilities in accordance with these requirements and the Code of Ethics. We believe that the audit evidence obtained by us and other auditors in terms of their reports referred to in "Other Matter" paragraph below, is sufficient and appropriate to provide a basis for our opinion.

Emphasis of Matter

4. We draw your attention to Note 9 in the Statement in relation to show cause notice received from Reserve Bank of India (RBI) with respect to certain matters highlighted in the Annual Inspection report for Financial Year ended on March 31, 2021 and explained in the note. Penalties, if any, that may be imposed on the company by RBI in this regard and the impact thereon on the Statement is currently unascertainable.

Our opinion on the Statement is not modified with respect to this matter.

5. We draw your attention to Note 10 in the Statement in respect of Emphasis of Matter drawn by the auditor of Asirvad Micro Finance Limited, Subsidiary, in its audit report on the standalone financial results vide its Report dated May 09, 2023 reproduced by us as under:

"Restatement of the comparative financial information of Asirvad Micro Finance Limited, (Subsidiary) for the quarter ended March 31, 2022 relating to the accounting policy for recognition of revenue on credit impaired portfolio (Stage 3 portfolio) with the Parent entity's accounting policy and the requirements of Ind AS 109 'Financial Instruments'."

Our opinion on the Statement is not modified with respect to this matter.

Management and Board of Directors' Responsibilities for the Consolidated Financial Results

6. This Statement, which is the responsibility of the Holding Company's Management and approved by the Holding Company's Board of Directors, has been prepared on the basis of the consolidated annual financial statements. The Holding Company's Board of Directors are responsible for the preparation and presentation of this Statement that gives a true and fair view of the consolidated net profit and consolidated other comprehensive income and other financial information of the Group in accordance with the recognition and measurement principles laid down in accordance with the Indian Accounting Standards prescribed under Section 133 of the Act read with Companies (Indian Accounting Standards) Rules, 2015, as amended and other accounting principles generally accepted in India and in compliance with the Listing Regulations. This responsibility also includes maintenance of adequate accounting records in accordance with the provisions of the Act for safeguarding of the assets of the Group and for preventing and detecting frauds and other irregularities; selection and application of appropriate accounting policies; making judgments and estimates that are reasonable and prudent; and the design, implementation and maintenance of adequate internal financial controls, that were operating effectively for ensuring accuracy and completeness of the accounting records, relevant to the preparation and presentation of the Statement that give a true and fair view and are free from material misstatement, whether due to fraud or error, which have been used for the purpose of preparation of the Statement by the Directors of the Holding Company, as aforesaid.



7. In preparing the Statement, the respective Board of Directors of the companies included in the Group are responsible for assessing the ability of the Group to continue as a going concern, disclosing, as applicable, matters related to going concern and using the going concern basis of accounting unless the respective Board of Directors either intends to liquidate the Group or to cease operations, or has no realistic alternative but to do so.
8. The respective Board of Directors of the companies included in the Group are responsible for overseeing the financial reporting process of the Group.

Auditor's Responsibilities for the Audit of the Consolidated Financial Results

9. Our objectives are to obtain reasonable assurance about whether the Statement as a whole is free from material misstatement, whether due to fraud or error, and to issue an auditor's report that includes our opinion. Reasonable assurance is a high level of assurance, but is not a guarantee that an audit conducted in accordance with SAs will always detect a material misstatement when it exists. Misstatements can arise from fraud or error and are considered material if, individually or in the aggregate, they could reasonably be expected to influence the economic decisions of users taken on the basis of this Statement.
10. As part of an audit in accordance with SAs, we exercise professional judgment and maintain professional skepticism throughout the audit. We also:
 - 10.1 Identify and assess the risks of material misstatement of the Statement, whether due to fraud or error, design and perform audit procedures responsive to those risks, and obtain audit evidence that is sufficient and appropriate to provide a basis for our opinion. The risk of not detecting a material misstatement resulting from fraud is higher than for one resulting from error, as fraud may involve collusion, forgery, intentional omissions, misrepresentations, or the override of internal control.
 - 10.2 Obtain an understanding of internal control relevant to the audit in order to design audit procedures that are appropriate in the circumstances. Under Section 143(3) (i) of the Act, we are also responsible for expressing our opinion on whether the Group has adequate internal financial controls with reference to consolidated financial statements in place and the operating effectiveness of such controls.
 - 10.3 Evaluate the appropriateness of accounting policies used and the reasonableness of accounting estimates and related disclosures made by the Board of Directors.
 - 10.4 Conclude on the appropriateness of the Board of Directors use of the going concern basis of accounting and, based on the audit evidence obtained, whether a material uncertainty exists related to events or conditions that may cast significant doubt on the ability of the Group to continue as a going concern. If we conclude that a material uncertainty exists, we are required to draw attention in our auditor's report to the related disclosures in the Statement or, if such disclosures are inadequate, to modify our opinion. Our conclusions are based on the audit evidence obtained up to the date of our auditor's report. However, future events or conditions may cause the Group to cease to continue as a going concern.
 - 10.5 Evaluate the overall presentation, structure and content of the Statement, including the disclosures, and whether the Statement represent the underlying transactions and events in a manner that achieves fair presentation.



- 10.6 Obtain sufficient appropriate audit evidence regarding the financial results/financial information of the entities within the Group to express an opinion on the Statement. We are responsible for the direction, supervision and performance of the audit of financial information of such entities included in the Statement of which we are the independent auditors. For the other entities included in the Statement, which have been audited by other auditors, such other auditors remain responsible for the direction, supervision and performance of the audits carried out by them. We remain solely responsible for our audit opinion.
11. We communicate with those charged with governance of the Holding Company and such other entities included in the Statement of which we are the independent auditors regarding, among other matters, the planned scope and timing of the audit and significant audit findings, including any significant deficiencies in internal control that we identify during our audit.
12. We also provide those charged with governance with a statement that we have complied with relevant ethical requirements regarding independence, and to communicate with them all relationships and other matters that may reasonably be thought to bear on our independence, and where applicable, related safeguards.
13. We also performed procedures in accordance with the circular issued by SEBI under Regulation 33(8) of the Listing Regulations, as amended, to the extent applicable.

Other Matters

14. The Statement includes the audited financial results of four subsidiaries, whose Financial Statements reflect Group's share of total assets of Rs.11,420 crores (before consolidation adjustments) as at March 31, 2023, Group's share of total revenue of Rs. 1,978 crores (before consolidation adjustments), Group's share of total net profit after tax of Rs. 243 crores (before consolidation adjustments), and Group's share of total comprehensive income of Rs. 245 crores (before consolidation adjustments) for the year ended as on March 31, 2023, as considered in the Statement, which have been audited by their respective independent auditors. The independent auditor's report on financial statement of these entities have been furnished to us and our opinion on the Statement, in so far as it relates to amounts and disclosures included in respect of these entities, is based solely on the report of such auditors and procedures performed by us are as stated in paragraph above. Our opinion on the Statement is not modified in respect of this matter.



15. The Statement includes the results for the quarter ended March 31, 2023 being the balancing figure between the audited figures in respect of the full financial year and the published unaudited year to date figures up to the third quarter of the current financial year prepared in accordance with the recognition and measurement principles laid down in Indian Accounting Standard 34 "Interim Financial Reporting" which were subject to limited review by us. Our opinion on the Statement is not modified in respect of the above matter.

For M S K A & Associates
Chartered Accountants
ICAI Firm Registration Number: 105047W



Tushar Kurani
Membership Number: 118580
UDIN: 23118580BGXRQH9486

Place: Mumbai
Date: May 12, 2023

For S K Patodia & Associates
Chartered Accountants
ICAI Firm Registration Number: 112723W



Sandeep Mandawewala
Membership Number: 117917
UDIN: 23117917BGWFKN1951

Place: Mumbai
Date: May 12, 2023

STATEMENT OF AUDITED CONSOLIDATED FINANCIAL RESULTS FOR THE YEAR ENDED 31 MARCH, 2023

(Rs. in Crores, except per equity share data)

S.No	Particulars	Quarter Ended			Year Ended	
		31-Mar-23	31-Dec-22	31-Mar-22	31-Mar-23	31-Mar-22
		Audited (Refer Note 7)	Unaudited	Audited (Refer Note 7)	Audited	Audited
A	Revenue from operations					
	(i) Interest income	1,714.07	1,657.37	1,393.32	6,440.41	5,839.73
	(ii) Dividend income	-	-	0.78	-	11.19
	(iii) Fees and commission income	6.83	2.38	9.66	20.10	23.37
	(iv) Net gain on fair value changes	8.86	30.30	63.49	103.71	116.97
	(v) Net gain on derecognition of financial instruments	21.60			21.60	
	(vi) Others	20.32	24.07	14.10	98.22	69.76
	Total revenue from operations (A)	1,771.68	1,714.12	1,481.35	6,684.04	6,061.02
B	Other income	26.91	20.40	9.96	65.91	65.30
	Total income (A+B)	1,798.59	1,734.52	1,491.31	6,749.95	6,126.32
C	Expenses					
	(i) Finance costs	589.12	565.70	494.83	2,187.79	2,011.37
	(ii) Fees and commission expense	5.24	5.86	4.27	25.43	26.02
	(iii) Impairment on financial instruments	47.38	50.94	151.37	307.14	486.17
	(iv) Employee benefit expenses	405.82	385.66	301.08	1,469.49	1,125.01
	(v) Depreciation and amortization	56.12	52.72	58.14	203.76	197.98
	(vi) Other expenses	128.35	132.67	127.68	515.30	496.25
	Total expenses (C)	1,232.03	1,193.55	1,137.37	4,708.91	4,342.80
D	Profit before tax (A+B-C)	566.56	540.97	353.94	2,041.04	1,783.52
E	Tax expense:					
	(i) Current tax	99.00	129.64	87.85	522.69	443.39
	(ii) Deferred tax	49.88	17.84	8.14	15.80	14.17
	(iii) Earlier years adjustments	2.39	-	(3.00)	2.39	(2.74)
F	Profit for the period (D-E)	415.29	393.49	260.95	1,500.16	1,328.70
G	Other comprehensive income/ (loss)					
	A) (i) Items that will not be reclassified to profit or loss					
	- Actuarial gains / (losses) on post retirement benefit plans	(2.58)	(6.04)	12.74	2.86	8.55
	(ii) Income tax relating to items that will not be reclassified to profit or loss	0.56	1.53	(3.21)	(0.82)	(2.15)
	Subtotal (A)	(2.02)	(4.51)	9.53	2.04	6.40
	B) (i) Items that will be reclassified to profit or loss					
	- Fair value changes on derivatives designated as cash flow hedges, net	21.14	(3.40)	1.01	32.98	(19.44)
	(ii) Income tax relating to items that will be reclassified to profit or loss	(5.32)	0.86	(0.26)	(8.30)	4.89
	Subtotal (B)	15.82	(2.54)	0.75	24.68	(14.55)
	Total other comprehensive income/ (loss) (G)	13.80	(7.05)	10.28	26.72	(8.15)
H	Total comprehensive income for the period/year (F+G)	429.09	386.44	271.23	1,526.88	1,320.55
I	Net profit attributable to:					
	Owners of parent	413.37	392.17	261.10	1,495.97	1,328.43
	Non-controlling interests	1.91	1.32	(0.14)	4.19	0.27
J	Other comprehensive income /(loss) attributable to:					
	Owners of parent	13.77	(6.94)	10.13	26.68	(8.22)
	Non-controlling interests	0.03	(0.11)	0.15	0.04	0.07
K	Total comprehensive income/ (loss) attributable to:					
	Owners of parent	427.14	385.23	271.23	1,522.65	1,320.21
	Non-controlling interests	1.94	1.21	0.01	4.23	0.34
L	Paid-up equity share capital (Face value of Rs. 2/- per share)	169.28	169.28	169.28	169.28	169.28
M	Earnings per equity share (not annualised for the quarters)					
	Basic (Rs.)	4.91	4.65	3.08	17.72	15.70
	Diluted (Rs.)	4.91	4.65	3.08	17.72	15.70

For Manappuram Finance Limited

V.P. Nandakumar
Managing Director & CEO

SEGMENT WISE DETAILS ON CONSOLIDATED BASIS FOR THE YEAR ENDED 31 MARCH, 2023

(Rs. in Crores)

S.No	Particulars	Quarter Ended			Year Ended	
		31-Mar-23	31-Dec-22	31-Mar-22	31-Mar-23	31-Mar-22
		Audited (Refer Note 7)	Unaudited	Audited (Refer Note 7)	Audited	Audited
1	Segment Revenue					
	Gold loan and others	1,262.77	1,288.76	1,109.18	4,990.67	4,726.62
	Micro Finance	535.82	445.76	382.13	1,759.28	1,399.70
	Total Segment Revenue	1,798.59	1,734.52	1,491.31	6,749.95	6,126.32
2	Segment Results (Profit before Tax)					
	Gold loan and others	422.13	437.05	363.87	1,730.32	1,764.91
	Micro Finance	144.42	103.92	(9.93)	310.72	18.61
	Total Segment Results	566.56	540.97	353.94	2,041.04	1,783.52
3	Segment Assets					
	Gold loan and others	29,320.87	29,102.05	26,994.13	29,320.87	26,994.13
	Micro Finance	10,183.26	8,514.46	6,813.68	10,183.26	6,813.68
	Total Segment Assets	39,504.12	37,616.51	33,807.81	39,504.12	33,807.81
4	Segment Liabilities					
	Gold loan and others	21,199.51	21,245.58	19,681.72	21,199.51	19,681.72
	Micro Finance	8,639.38	7,073.14	5,741.63	8,639.38	5,741.63
	Total Segment Liabilities	29,838.89	28,318.72	25,423.35	29,838.89	25,423.35

For Manappuram Finance Limited

*V.P. Nandakumar
 Managing Director & CEO*

1 Statement of Assets and Liabilities

		(Rs. in Crores)	
S.No	Particulars	As at 31 March 2023	As at 31 March 2022
		Audited	Audited
I	ASSETS		
1	Financial assets		
(a)	Cash and cash equivalent	2,500.47	2,370.76
(b)	Bank balance other than (a) above	534.61	326.58
(c)	Derivative financial instruments	24.44	-
(d)	Receivables	-	-
(i)	Trade Receivables	-	-
(d)	Loans	34,194.51	28,971.05
(e)	Investments	534.01	420.70
(f)	Other financial assets	327.38	330.16
2	Non-financial assets		
(a)	Current tax assets (net)	35.47	92.30
(b)	Deferred tax assets (net)	151.41	174.03
(c)	Investment Property	0.09	0.09
(d)	Property, plant and equipment	431.79	353.17
(e)	Capital work-in-progress	16.01	10.70
(f)	Intangible assets under development	0.67	2.33
(g)	Right of Use Asset	596.54	637.14
(h)	Goodwill on consolidation	35.56	35.56
(i)	Other Intangible assets	29.74	26.05
(j)	Other non financial assets	91.42	57.19
	Total assets	39,504.12	33,807.81
II	LIABILITIES AND EQUITY		
	Liabilities		
1	Financial Liabilities		
(a)	Derivative financial instruments	-	27.38
(b)	Trade payables		
(i)	total outstanding dues of micro enterprises and small enterprises	0.30	0.38
(ii)	total outstanding dues of creditors other than micro enterprises and small enterprises	105.77	141.25
	Other Payables		
(i)	total outstanding dues of micro enterprises and small enterprises		
(ii)	total outstanding dues of creditors other than micro enterprises and small enterprises		
(c)	Debt securities	6,264.19	9,321.83
(d)	Borrowings (other than debt securities)	21,824.66	14,476.78
(e)	Deposits	0.09	0.07
(f)	Subordinated liabilities	394.01	319.80
(g)	Lease Liability	683.73	697.99
(h)	Other financial liabilities	330.33	250.09
2	Non-financial liabilities		
(a)	Provisions	73.19	72.79
(b)	Other non-financial liabilities	162.62	114.99
		29,838.89	25,423.35
3	Equity		
(a)	Equity share capital	169.28	169.28
(b)	Other equity	9,475.61	8,199.07
	Equity attributable to owners of the company	9,644.89	8,368.35
	Non controlling Interest	20.34	16.11
	Total liabilities and equity	39,504.12	33,807.81

For Manappuram Finance Limited

V.P. Nandakumar
 Managing Director & CEO

2 Cash flow statement

(Rs. in Crores)

S.No	Particulars	Year Ended March 31,2023	Year Ended March 31,2022
		Audited	Audited
A.	Cash flow from operating activities		
	Net profit before tax	2,041.04	1,783.52
	Adjustments for:		
	Interest Income	(4,674.21)	(4,517.48)
	Depreciation and amortization expense	203.88	197.98
	Impairment on financial instruments	76.84	334.89
	Lease income on rent waiver	(0.05)	(0.24)
	Provision for litigation	2.40	5.46
	Provision no longer required written back	3.76	(0.65)
	Provision for other assets	(7.10)	(0.09)
	Profit on sale of property, plant and equipment	(0.82)	(0.95)
	Dividend income	-	-
	Stock compensation expense	0.03	(0.04)
	Dividend received from subsidiary adjusted against reserve	-	(11.19)
	Finance costs on lease liability	2,128.69	1,963.75
	Interest income from banks, investments and others	(115.62)	(42.37)
	Operational cash flows from interest		
	Interest received on loans	4,579.94	4,809.20
	Finance costs	(1,546.55)	(1,404.79)
	Operating Profit before working capital changes	2,692.23	3,117.00
	Changes in working capital:		
	Decrease / (increase) in non-financial assets	(30.25)	22.36
	Decrease / (increase) in loans	(5,533.50)	(3,091.67)
	Decrease / (increase) in other financial assets	9.76	35.26
	Increase / (decrease) in Deposits		
	Increase / (decrease) in trade payables	(40.85)	17.59
	Decrease / (increase) in trade receivables	1.29	(1.95)
	Increase / (decrease) in other financial liabilities	183.03	(12.52)
	Increase / (decrease) in provisions	36.98	(14.54)
	Increase / (decrease) in other non-financial liabilities	47.56	18.14
	Cash generated from operations	(5,325.98)	(3,027.33)
	Net income tax (paid)	(2,633.75)	89.67
	Net cash flows from/(used in) operating activities (A)	(3,103.22)	(423.08)
B.	Cash flow from investing activities		
	Capital expenditure, including capital advances	(172.64)	(162.79)
	Acquisition of subsidiary	-	-
	Proceeds from sale of property, plant and equipment	1.06	1.13
	(Purchase) / Sale of investments	(358.59)	(15.19)
	Interest received from banks, investment and others	73.31	(83.99)
	Dividend received	8.04	11.19
	Bank balances not considered as cash and cash equivalents	(167.35)	57.03
	Net cash flows from/(used in) investing activities (B)	(616.17)	(192.62)
C.	Cash flow from financing activities		
	Debt securities issued (net)	(3,178.27)	(2,002.02)
	Borrowings other than debt securities issued (Net)	7,176.75	2,829.07
	Subordinated liabilities issued (Net)	(0.60)	(4.21)
	Proceeds from issue of equity shares	9.33	0.01
	Share premium on equity shares allotted	240.67	0.35
	Share application money received/(refunded)	(0.00)	-
	Dividend paid, including dividend distribution tax	(261.96)	(253.91)
	Payment of lease liabilities	(136.82)	(131.04)
	Net cash flow from financing activities (C)	3,849.10	438.25
	Net increase / (decrease) in cash and cash equivalents (A+B+C)	129.71	(177.45)
	Cash and Cash equivalents at April 01,2022/ April 01,2021	2,370.76	2,548.21
	Cash and Cash equivalents at March 31,2023/ March 31,2022	2,500.47	2,370.76

For Manappuram Finance Limited

V.P. Nandakumar
 Managing Director & CEO

Notes:

- 1 The above consolidated audited financial results for year ended March 31, 2023, have been reviewed by the Audit Committee and approved by the Board of Directors of Manappuram Finance Ltd.(the "Company" or "Holding Company") at their meetings held on May 11, 2023 and May 12, 2023 respectively. The Joint Auditors of the Company M S K A & Associates and S K Patodia & Associates have audited the aforesaid results for the year ended March 31, 2023 and an unmodified opinion has been issued by them thereon.
- 2 The Consolidated results of the Group include the audited financial results of the subsidiaries namely, Asirvad Micro Finance Limited, Manappuram Home Finance Limited, Manappuram Insurance Brokers Limited and Manappuram Comptech and Consultants Limited which has been audited by the auditors of the respective Companies.
- 3 These Audited consolidated financial results of the Group for the year ended March 31, 2023 have been prepared in accordance with the recognition and measurement principles of Indian Accounting Standards prescribed under section 133 of the Companies Act 2013 (the "Act") read with Companies (Indian Accounting Standards) Rules, 2015 as amended from time to time, and other accounting principles generally accepted in India and in compliance with Regulation 33 and 52 of Securities and Exchange Board of India (Listing Obligations and Disclosure Requirements) Regulations, 2015, as amended.
- 4 The Group has reported segment information as per Indian Accounting Standard 108 (Ind AS 108) on 'Operating Segments'. As per Ind AS 108, segments are identified based on management's evaluation of financial information for locating resources and assessing performance. Accordingly, the Group has identified two reportable segments. (1). Gold loan and others (2). Micro Finance.
- 5 The Board of Directors in their meeting held on May 12, 2023, declared a dividend of Rs.0.75/- per equity share having face value of Rs. 2/ each.
- 6 The Group has maintained requisite full asset cover by way of floating charge on book debts and other unencumbered assets of the Company on its Secured Listed Non-Convertible Debentures as at March 31, 2023.
- 7 The figures for the quarter ended March 31, 2023 and March 31, 2022 are the balancing figures between audited figures in respect of the year ended March 31, 2023 and March 31, 2022 and the reviewed figures for the nine months ended December 31, 2022 and December 31, 2021 respectively
- 8 A search operation was conducted by the Directorate of Enforcement, Government of India ("ED"), at the premises of Manappuram Finance Limited (MAFIL) and other locations including premises of Promoter of MAFIL on 3rd and 4th of May 2023. The search was with reference to the deposits accepted by Manappuram Agro Farms ('MAGRO') an erstwhile sole proprietary concern of the MAFIL's Promoter prior to 2012. These deposits were subsequently repaid by MAGRO, except for a deposit of Rs 9.25 lakhs which is lying in Escrow account and pending to be repaid. The repayment of deposits was based on the RBI inspection report of financial year 2012 and reviewed in the subsequent inspections by RBI. Subsequent to the aforementioned search, the promoter, in his capacity as sole proprietor of MAGRO, received an ED order, freezing his personal assets under Section 17 (1-A) of the Prevention of Money Laundering Act, 2002, these include 19,29,01,996 equity shares in the Company held by him. As per the Company's management, this event which has occurred post the balance sheet date and is pertaining to MAGRO and thus has no impact on MAFIL. Further the promoter in his personal capacity is in the process of contesting the said order by ED in the Kerala High Court. Further the promoter, in his personal capacity, has approached the Honourable High Court of Kerala for staying the proceedings.
- 9 During the course of Annual Inspection of Holding Company's books for the FY 2020-21, the RBI had highlighted certain aspects on due date extension on Gold loans and subsequent collection against non performing assets post Balance Sheet date. In respect of the same matter, the Company has received a show cause notice from the RBI on January 27, 2023. The Holding Company filed its responses to the SCN and also had a personal hearing with the RBI to discuss the responses to the matters covered by the SCN. Additionally, the Company has complied with similar matter which was verified by the RBI during its annual inspection for FY 21-22 and no adverse comments were made on these matters. The Company has also made available all the details as have been sought by RBI in this matter. However, as of date, the matter continues to be pending further hearing and the extent of penalty that will be imposed on the Company in this matter is currently unascertainable.
- 10 During the quarter ended June 30 2022, Asirvad Micro Finance Ltd, one of the subsidiaries of MAFIL started recognizing the revenue on the gross credit impaired portfolio net off provision harmonious with the requirements of IND AS 109 which was being recognized on actual receipt basis till 31 March 2022, thereby aligning its accounting policy of recognition of revenue on credit impaired portfolio (Stage 3 portfolio) with the parent-entity's accounting policy. Accordingly, as per para 14 (b) of INDAS 8, the Company has retrospectively changed the policy to reflect the above changes in the financial results, thereby providing reliable and more relevant information about the Company's financial position, financial performance or cash flows. The impact of such change is as under :

Financial line item	As at and for the year ended 31 March 2022 (Amount in Rs. crores)
	(increase / (decrease))
Interest Income	12.19
Impairment of financial instruments	9.75
Tax Expense	0.61
Profit after Tax for the year	1.82
Loans	2.44
Current tax assets (net)	(2.92)
Deferred tax assets (net)	2.30
Other Equity	1.82
Earnings per share (in Rs.) (Face value of Rs.10 per equity share)	
- Basic	0.34
- Diluted	0.34

For Manappuram Finance Limited

V.P. Nandakumar
Managing Director & CEO

11 The Indian Parliament has approved the Code on Social Security, 2020 which subsumes the Provident Fund and the Gratuity Act and rules thereunder. The Ministry of Labour and Employment has also released draft rules thereunder on November 13, 2020, and has invited suggestions from stakeholders which are under active consideration by the Ministry. The Company will evaluate the rules, assess the impact, if any, and account for the same once the rules are notified and become effective.

12 Previous period/year figures have been regrouped/reclassified, wherever necessary, to conform with the current period presentation.

13 Key standalone financial information is given below:

S.No	Particulars	Quarter Ended			Year Ended	
		31-Mar-23	31-Dec-22	31-Mar-22	31-Mar-23	31-Mar-22
		Audited (Refer Note 7)	Unaudited	Audited (Refer Note 7)	Audited	Audited
1	Total income	1,215.17	1,248.89	1,063.17	4,826.87	4,587.00
2	Profit before tax	412.86	430.83	359.17	1,706.34	1,749.78
3	Profit after tax	309.12	318.32	265.27	1,266.27	1,304.54
4	Total comprehensive income	321.24	316.68	267.94	1,290.82	1,293.21

Place : Valapad
Date : May 12 ,2023



By order of the Board of Directors


V.P. Nandakumar
Managing Director & CEO
DIN: 00044512

M S K A & Associates
Chartered Accountants

602 Floor 6, Raheja Titanium,
Western Express Highway,
Geetanjali, Railway Colony,
Ram Nagar, Goregaon (E),
Mumbai 400 063

S K Patodia & Associates
Chartered Accountants

Sunil Patodia Tower,
J. B. Nagar, Andheri (East)
Mumbai 400099

Independent Auditor's Report on Standalone Audited Annual Financial Results of Manappuram Finance Limited pursuant to the Regulation 33 and Regulation 52 read with Regulation 63(2) of the SEBI (Listing Obligations and Disclosure Requirements) Regulations 2015, as amended.

To
The Board of Directors of Manappuram Finance Limited
Report on the Audit of Standalone Financial Results

Opinion

1. We have audited the accompanying statement of standalone annual financial results of Manappuram Finance Limited (hereinafter referred to as 'the Company') for the year ended March 31, 2023 ('the Statement'), being submitted by the Company pursuant to the requirement of Regulation 33 and Regulation 52 read with Regulation 63(2) of the SEBI (Listing Obligations and Disclosure Requirements) Regulations, 2015, as amended ('Listing Regulations').
2. In our opinion and to the best of our information and according to the explanations given to us, the aforesaid Statement:
 - 2.1 is presented in accordance with the requirements of the Listing Regulations in this regard; and
 - 2.2 gives a true and fair view in conformity with the recognition and measurement principles laid down in the applicable Indian Accounting Standards prescribed under Section 133 of the Companies Act, 2013 ("the Act") read with Companies (Indian Accounting Standards) Rules, 2015 as amended to the extent applicable, and other accounting principles generally accepted in India, of standalone net profit and standalone other comprehensive income and other financial information of the Company for the year ended March 31, 2023.

Basis for Opinion

3. We conducted our audit in accordance with the Standards on Auditing (SAs) specified under section 143(10) of the Act. Our responsibilities under those SAs are further described in the Auditor's Responsibilities for the Audit of the Standalone financial results section of our report. We are independent of the Company in accordance with the Code of Ethics issued by the Institute of Chartered Accountants of India together with the ethical requirements that are relevant to our audit of the Statement under the provisions of the Act and the Rules thereunder, and we have fulfilled our other ethical responsibilities in accordance with these requirements and the Code of Ethics. We believe that the audit evidence obtained by us is sufficient and appropriate to provide a basis for our opinion.



Emphasis of Matter

4. We draw your attention to Note 7 in the Statement in relation to show cause notice received from Reserve Bank of India (RBI) with respect to certain matters highlighted in the Annual Inspection report for Financial Year ended on March 31, 2021 and explained in the note. Penalties, if any, that may be imposed on the Company by RBI in this regard and the impact thereon on the Statement is currently unascertainable.

Our opinion on the Statement is not modified with respect to this matter.

Management and Board of Directors' Responsibilities for the Standalone Financial Results

5. This Statement, which is the responsibility of the Company's Management and approved by the Board of Directors, has been prepared on the basis of the standalone annual financial statements. The Company's Board of Directors are responsible for the preparation and presentation of this Statement that gives a true and fair view of the standalone net profit and standalone other comprehensive income and other financial information in accordance with the recognition and measurement principles laid down in accordance with the Indian Accounting Standards prescribed under Section 133 of the Act read with Companies (Indian Accounting Standards) Rules, 2015, as amended issued thereunder and other accounting principles generally accepted in India and in compliance with the Listing Regulations. This responsibility also includes maintenance of adequate accounting records in accordance with the provisions of the Act for safeguarding of the assets of the Company and for preventing and detecting frauds and other irregularities; selection and application of appropriate accounting policies; making judgments and estimates that are reasonable and prudent; and the design, implementation and maintenance of adequate internal financial controls, that were operating effectively for ensuring accuracy and completeness of the accounting records, relevant to the preparation and presentation of the Statement that give a true and fair view and are free from material misstatement, whether due to fraud or error.
6. In preparing the Statement, the Board of Directors of the Company are responsible for assessing the ability of the Company to continue as a going concern, disclosing, as applicable, matters related to going concern and using the going concern basis of accounting unless the Board of Directors either intends to liquidate the Company or to cease operations, or has no realistic alternative but to do so.
7. The Board of Directors are responsible for overseeing the financial reporting process of the Company.

Auditor's Responsibilities for the Audit of the Standalone Financial Results

8. Our objectives are to obtain reasonable assurance about whether the Statement as a whole is free from material misstatement, whether due to fraud or error, and to issue an auditor's report that includes our opinion. Reasonable assurance is a high level of assurance but is not a guarantee that an audit conducted in accordance with SAs will always detect a material misstatement when it exists. Misstatements can arise from fraud or error and are considered material if, individually or in the aggregate, they could reasonably be expected to influence the economic decisions of users taken on the basis of these Statement.



9. As part of an audit in accordance with SAs, we exercise professional judgment and maintain professional skepticism throughout the audit. We also:
 - 9.1 Identify and assess the risks of material misstatement of the Statement, whether due to fraud or error, design and perform audit procedures responsive to those risks, and obtain audit evidence that is sufficient and appropriate to provide a basis for our opinion. The risk of not detecting a material misstatement resulting from fraud is higher than for one resulting from error, as fraud may involve collusion, forgery, intentional omissions, misrepresentations, or the override of internal control.
 - 9.2 Obtain an understanding of internal control relevant to the audit in order to design audit procedures that are appropriate in the circumstances. Under Section 143(3) (i) of the Act, we are also responsible for expressing our opinion on whether the Company has adequate internal financial controls with reference to standalone financial statements in place and the operating effectiveness of such controls.
 - 9.3 Evaluate the appropriateness of accounting policies used and the reasonableness of accounting estimates and related disclosures made by the Board of Directors.
 - 9.4 Conclude on the appropriateness of the Board of Directors use of the going concern basis of accounting and, based on the audit evidence obtained, whether a material uncertainty exists related to events or conditions that may cast significant doubt on the ability of the Company to continue as a going concern. If we conclude that a material uncertainty exists, we are required to draw attention in our auditor's report to the related disclosures in the Statement or, if such disclosures are inadequate, to modify our opinion. Our conclusions are based on the audit evidence obtained up to the date of our auditor's report. However, future events or conditions may cause the Company to cease to continue as a going concern.
 - 9.5 Evaluate the overall presentation, structure and content of the Statement, including the disclosures, and whether the Statement represent the underlying transactions and events in a manner that achieves fair presentation.
10. We communicate with those charged with governance of the Company of which we are the independent auditors regarding, among other matters, the planned scope and timing of the audit and significant audit findings, including any significant deficiencies in internal control that we identify during our audit.
11. We also provide those charged with governance with a statement that we have complied with relevant ethical requirements regarding independence, and to communicate with them all relationships and other matters that may reasonably be thought to bear on our independence, and where applicable, related safeguards.



Other Matters

12. The Statement includes the results for the quarter ended March 31, 2023 being the balancing figure between the audited figures in respect of the full financial year and the published unaudited year to date figures up to the third quarter of the current financial year prepared in accordance with the recognition and measurement principles laid down in Indian Accounting Standard 34 "Interim Financial Reporting" which were subject to limited review by us. Our opinion on the Statement is not modified in respect of the above matter.

For M S K A & Associates
Chartered Accountants
ICAI Firm Registration Number: 105047W

For S K Patodia & Associates
Chartered Accountants
ICAI Firm Registration Number: 112723W

Tushar Kurani
Membership Number: 118580
UDIN: 23118580BGXRQG3251



Place: Mumbai
Date: May 12, 2023

Sandeep Mandawewala
Membership Number: 117917
UDIN: 23117917BGWFKM4713



Place: Mumbai
Date: May 12, 2023

STATEMENT OF AUDITED STANDALONE FINANCIAL RESULTS FOR THE YEAR ENDED MARCH 31, 2023

(Rs. in Crores, except per equity share data)

S.No	Particulars	Quarter Ended			Year Ended	
		31-Mar-23	31-Dec-22	31-Mar-22	31-Mar-23	31-Mar-22
		Audited (refer note 5)	Unaudited	Audited (refer note 5)	Audited	Audited
A	Revenue from operations					
	(i) Interest income	1,171.91	1,231.86	1,054.51	4,740.91	4,539.37
	(ii) Dividend Income	3.02	-	-	8.04	-
	(iii) Net gain on fair value changes	0.02	-	-	0.02	-
	(iv) Net gain on derecognition of financial instruments	21.60	-	-	21.60	-
	(v) Fees and commission income	0.86	0.80	0.75	3.15	3.12
	(vi) Others	7.01	10.24	(0.53)	28.07	20.31
	Total revenue from operations (A)	1,204.42	1,242.90	1,054.73	4,801.79	4,562.80
B	Other income	10.75	5.99	8.44	25.08	24.20
	Total income (A+B)	1,215.17	1,248.89	1,063.17	4,826.87	4,587.00
C	Expenses					
	(i) Finance costs	382.62	398.25	336.93	1,498.41	1,391.80
	(ii) Fees and commission expense	5.23	5.87	4.27	25.43	26.02
	(iii) Impairment on financial instruments	4.31	9.79	23.66	45.06	80.70
	(iv) Employee benefit expenses	275.23	259.42	207.94	1,002.57	808.38
	(v) Depreciation and amortization	43.79	42.42	40.38	162.62	157.46
	(vi) Other expenses	91.13	102.31	90.82	386.44	372.86
	Total expenses (C)	802.31	818.06	704.00	3,120.53	2,837.22
D	Profit before tax (A+B-C)	412.86	430.83	359.17	1,706.34	1,749.78
E	Tax expense:					
	(i) Current tax	101.27	113.77	85.27	454.49	420.01
	(ii) Deferred tax	2.47	(1.26)	8.63	(14.42)	25.23
	(iii) Earlier years adjustments	-	-	-	-	-
F	Profit for the period (D-E)	309.12	318.32	265.27	1,266.27	1,304.54
G	Other comprehensive income/(loss)					
	A) (i) Items that will not be reclassified to profit or loss					
	- Actuarial gain / (losses) on post retirement benefit plans	(4.94)	1.20	2.56	(0.18)	4.31
	(ii) Income tax relating to items that will not be reclassified to profit or loss	1.24	(0.30)	(0.64)	0.05	(1.09)
	Subtotal (A)	(3.70)	0.90	1.92	(0.13)	3.22
	B) (i) Items that will be reclassified to profit or loss					
	- Fair value changes on derivatives designated as cash flow hedges, net	21.14	(3.40)	1.01	32.98	(19.44)
	(ii) Income tax relating to items that will be reclassified to profit or loss	(5.32)	0.86	(0.26)	(8.30)	4.89
	Subtotal (B)	15.82	(2.54)	0.75	24.68	(14.55)
	Total other comprehensive income / (loss) (G)	12.12	(1.64)	2.67	24.55	(11.33)
H	Total comprehensive income for the period(F+G)	321.24	316.68	267.94	1,290.82	1,293.21
I	Paid-up equity share capital (Face value of Rs. 2/- per share)	169.28	169.28	169.28	169.28	169.28
J	Earnings per equity share (not annualised for the quarters)					
	Basic (Rs.)	3.65	3.76	3.13	14.96	15.41
	Diluted (Rs.)	3.65	3.76	3.13	14.96	15.41

For Manappuram Finance Limited

V.P. Nandakumar
 Managing Director & CEO

Statement of Assets and Liabilities as at March 31,2023

S.No	Particulars	(Rs. in Crores)	
		As at 31 March 2023	As at 31 March 2022
		Audited	Audited
I	ASSETS		
1	Financial assets		
	(a) Cash and cash equivalents	1,872.70	1,562.86
	(b) Bank balances other than above	206.80	195.60
	(c) Derivative financial instruments	-	-
	(d) Loans	24,558.40	22,719.67
	(e) Investments	1,454.23	1,215.47
	(f) Other financial assets	209.50	205.09
2	Non-financial assets		
	(a) Current tax assets (net)	0.84	54.97
	(b) Deferred tax assets (net)	80.82	74.66
	(c) Property, plant and equipment	357.76	315.90
	(d) Capital work-in-progress	16.01	10.70
	(e) Right of Use Asset	497.88	557.34
	(f) Other intangible assets	13.85	18.78
	(g) Other non-financial assets	68.71	39.56
	Total assets	29,337.50	26,970.60
II	LIABILITIES AND EQUITY		
	LIABILITIES		
1	Financial liabilities		
	(a) Derivative financial instruments	3.28	30.12
	(b) Payables		
	(I) Trade payables		
	(i) total outstanding dues of micro enterprises and small enterprises	0.26	0.37
	(ii) total outstanding dues of creditors other than micro enterprises and small enterprises	95.91	108.19
	(II) Other Payables		
	(i) total outstanding dues of micro enterprises and small enterprises		
	(ii) total outstanding dues of creditors other than micro enterprises and small enterprises		
	(c) Debt securities	4,960.81	7,803.28
	(d) Borrowings (other than debt securities)	14,268.50	10,122.09
	(e) Subordinated liabilities	-	0.60
	(f) Lease Liability	574.34	615.10
	(g) Other financial liabilities	256.95	195.07
2	Non-financial Liabilities		
	(a) Provisions	57.51	54.92
	(b) Other non-financial liabilities	140.03	97.99
		20,357.59	19,027.73
3	EQUITY		
	(a) Equity share capital	169.28	169.28
	(b) Other equity	8,810.63	7,773.59
	Total liabilities and equity	29,337.50	26,970.60

For Manappuram Finance Limited

*V.P. Mandakumar
 Managing Director & CEO*

Format B

(Rs in Crores)

S No	Type of borrower	Exposure to accounts classified as standard consequent to implementation of resolution plan-Position as at the end of previous half year.(A)	Of (A), aggregate debt that slipped into NPA during the half year	Of (A), amount written off during the half year	Of (A), amount paid by borrowers during the half year	Exposure to accounts classified as standard consequent to implementation of resolution plan-position as at the end of this half year.
1	Personal Loans #	0.47	0.00	0.00	0.20	0.27
2	Corporate Persons*	-	-	-	-	-
3	Of which MSMEs	-	-	-	-	-
4	Others	4.40	0.17	0.00	1.32	2.95
	Total	4.87	0.17	0.00	1.52	3.22

* As defined in Section 3(7) of the Insolvency and Bankruptcy Code, 2016

9 Disclosure as per the notification no. RBI/DOR/2021-22/86 DOR.STR.REC.51/21.04.048/2021-22 dated 24th September 2021 under Reserve Bank of India (Transfer of Loan Exposures) Directions, 2021 relating to the total amount of loans not in default / stressed loans transferred and acquired to / from other entities.

a)Details of loans(not in default)sold through assignment during the financial year ended 31 March 2023;

Count of loan accounts assigned	4,804
Amount of loans transferred through Assignment(In Cr)	265.83
Weighted average residual maturity(in months)	24.93
Weighted average holding period(in months)	13.86
Retention of beneficial economic interest	10%
Coverage of tangible security coverage	100%
Rating wise distribution of rated loans	unrated

b)The Company has not acquired through assignment in respect of loans not in default during the year ended March 31, 2023.

c)The Company has not transferred/acquired any stressed loans during the year ended March 31, 2023.

10 Information as required by Regulation 52(4) of SEBI (Listing Obligations and Disclosure Requirement) Regulations 2015 as amended, is attached as Annexure 1.

11 The Indian Parliament has approved the Code on Social Security, 2020 which subsumes the Provident Fund and the Gratuity Act and rules thereunder. The Ministry of Labour and Employment has also released draft rules thereunder on November 13, 2020, and has invited suggestions from stakeholders which are under active consideration by the Ministry. The Company will evaluate the rules, assess the impact, if any, and account for the same once the rules are notified and become effective.


12 The Board of Directors declared an interim dividend of Rs.0.75 per equity share having face value of Rs. 2/-each.

13 Previous period/year figures have been regrouped/reclassified, wherever necessary, to conform with the current period presentation.



Place : Valapad
 Date : May 12,2023

By Order of the Board of Directors


 V.P. Nandakumar
 Managing Director & CEO
 DIN: 00044512

ANNEXURE 1

Disclosure in compliance with Regulation 52(4) of Securities and Exchange Board of India (Listing Obligations and Disclosure Requirements) Regulations, 2015 as at and for the quarter and year ended March 31,2023*.

(Amount in crores)

S. No	Particulars	Note no	Quarter Ended	Year Ended
			31-03-2023	31-03-2023
A	Debt Equity Ratio	2	2.14	2.14
B	Debt Service Coverage Ratio		NA	NA
C	Interest Service Coverage Ratio		NA	NA
D	Outstanding redeemable preference shares(quantity and value)		NIL	NIL
E	Capital Redemption Reserve		NIL	NIL
F	Debenture Redemption Reserve		NA	NA
G	Net Worth (Rs. In Cr)	3	8,979.91	8,979.91
H	Net Profit After Tax (Rs. In Cr)		309.12	1266.27
I	Earnings Per Share:			
	i) Basic (Rs)		3.65	14.96
	ii) Diluted (Rs)		3.65	14.96
J	Current Ratio		NA	NA
K	Long Term Debt To Working Capital		NA	NA
L	Bad Debts To Account Receivable Ratio		NA	NA
M	Current Liability Ratio		NA	NA
N	Total Debts To Total Assets	4	65.55%	65.55%
O	Debtors Turnover		NA	NA
P	Inventory Turnover		NA	NA
Q	Operating Margin (%)		NA	NA
R	Net Profit Margin (%)	5	25.44%	26.23%
S	Sector Specific Equivalent Ratios:			
	i) Stage 3 Loan Assets to Gross Loan Assets	6	1.33%	1.33%
	ii) Net Stage 3 Loan Assets to Gross Loan Assets	7	1.15%	1.15%
	iii) Capital Adequacy Ratio	8	31.70%	31.70%
	iv) Provision Coverage Ratio	9	13.48%	13.48%
	v) Liquidity Coverage Ratio(LCR)	8	212.91%	212.91%


* The information furnished is based on Standalone Result

Notes:

- The figures/ratios which are not applicable to the Company, being an NBFC, are marked as "NA".
- Debt Equity Ratio = {Debt Securities + Borrowings (Other than debt securities) + Subordinated Liabilities}/{Equity Share Capital + Other Equity}.
- Net Worth is calculated as defined in Sec 2(57) of the Companies Act, 2013.
- Total Debts To Total Assets = {Debt Securities + Borrowings (Other than debt securities) + Subordinated Liabilities}/Total Assets.
- Net Profit Margin (%) = Net Profit After Tax / Total Income.
- Stage 3 Loan Assets to Gross Loan Assets = Stage 3 Loan Assets/Gross Loan Assets (Based on principal amount of Loan Assets).
- Net Stage 3 Loan Assets to Gross Loan Assets = {Stage 3 Loan Assets - Expected Credit Loss provision for Stage 3 Loan Assets}/Gross Loan Assets (Based on Principal amount of Loan Assets).
- Capital Adequacy Ratio and Liquidity Coverage Ratio has been computed as per RBI Guidelines.
- Provision Coverage Ratio = Expected Credit Loss provision for Stage 3 Loan Assets/Stage 3 Loan Assets.

For Manappuram Finance Limited

V.P.Nandakumar
Managing Director & CEO




Cash flow statement for the year ended March 31, 2023

(Rs. in Crores)

S.No	Particulars	Year Ended	Year Ended
		March 31, 2023	March 31, 2022
		Audited	Audited
A.	Cash flow from operating activities		
	Net profit before tax	1,706.34	1,749.78
	Adjustments for:		
	Interest income on loans	(4,666.44)	(4,516.70)
	Depreciation and amortization expense	162.62	157.46
	Impairment on financial instruments	37.18	(70.58)
	Finance costs	1,498.41	1,391.80
	Lease Income on rent waiver	-	(0.24)
	Provision for litigation	2.40	5.46
	Provision no longer required written back	-	(0.65)
	Provision for other assets	(8.19)	(3.48)
	Profit on sale of property, plant and equipment	(0.82)	(0.95)
	Stock compensation expense	0.03	0.12
	Interest income from banks, investments and others	(74.47)	(22.67)
	Dividend Received	(8.04)	-
	Operational cash flows from interest		
	Interest received on loans	4,579.93	4,809.20
	Finance costs	(1,554.33)	(1,405.57)
	Operating Profit before working capital changes	1,674.62	2,092.98
	Changes in working capital and loans:		
	Decrease / (increase) in non-financial assets	(25.17)	23.64
	Decrease / (increase) in loans	(1,789.41)	(1,882.37)
	Decrease / (increase) in other financial assets	(3.00)	90.91
	Increase / (decrease) in trade payables	(12.39)	13.51
	Increase / (decrease) in other financial liabilities	174.13	(7.33)
	Increase / (decrease) in provisions	41.17	(15.76)
	Increase / (decrease) in other non-financial liabilities	42.04	38.03
		(1,572.63)	(1,739.37)
	Cash used in operations	101.99	353.61
	Net income tax (paid)	(400.37)	(465.45)
	Net cash flows from / (used in) operating activities (A)	(298.38)	(111.84)
B.	Cash flow from investing activities		
	Capital expenditure, including capital advances	(112.05)	(103.96)
	Proceeds from sale of property, plant and equipment	1.06	1.13
	(Purchase) / Sale of investments	(238.74)	(15.19)
	Interest received from banks, investments and others	73.08	22.69
	Dividend Received	8.04	-
	Bank balances not considered as cash and cash equivalents	(11.20)	(22.29)
	Net cash flows from / (used in) investing activities (B)	(279.81)	(117.62)
C.	Cash flow from financing activities		
	Debt securities issued (net)	(2,842.48)	(2,133.57)
	Borrowings (other than debt securities) issued (net)	4,119.70	2,420.29
	Subordinated liabilities issued (net)	(0.60)	(4.21)
	Proceeds from issue of equity shares	-	0.01
	Share premium on equity shares allotted	-	0.36
	Share application money received / (refunded)	-	-
	Dividend paid, including dividend distribution tax	(253.92)	(253.91)
	Payment of lease liabilities	(134.67)	(129.01)
	Net cash flow from / (used in) financing activities (C)	888.03	(100.04)
	Net increase / (decrease) in cash and cash equivalents (A+B+C)	309.84	(329.50)
	Cash and cash equivalents at April 1, 2022 / April 1, 2021	1,562.86	1,892.36
	Cash and cash equivalents at March 31, 2023 / March 31, 2022	1,872.70	1,562.86

For Manappuram Finance Limited

V.P. Nandakumar
 Managing Director & CEO

NOTES :

- 1 These audited standalone financial results of Manappuram Finance Limited ("Company") for the year ended March 31, 2023 have been prepared in accordance with the recognition and measurement principles of Indian Accounting Standards prescribed under section 133 of the Companies Act 2013 (the "Act") read with Companies (Indian Accounting Standards) Rules, 2015 as amended from time to time, and other accounting principles generally accepted in India and in compliance with Regulation 33 and 52 of Securities and Exchange Board of India (Listing Obligations and Disclosure Requirements) Regulations, 2015, as amended.
- 2 The above audited financial results have been reviewed by the Audit Committee and approved by the Board of Directors of Manappuram Finance Limited ('the Company') at their meetings held on May 11, 2023 and May 12, 2023 respectively. The Joint auditors of the Company M S K A & Associates Chartered Accountants and S K Patodia & Associates Chartered Accountants have audited the aforesaid results for the year ended March 31, 2023 and an unmodified opinion has been issued by them thereon.
- 3 The Company is a Systemically Important -Non Deposit accepting NBFC , operating mainly in the business of lending . Accordingly there are no separate reportable segments as per IND AS 108 – Operating Segments.
- 4 The Company has maintained requisite full asset cover by way of floating charge on book debts and other unencumbered assets of the Company on its Secured Listed Non-Convertible Debentures as at March 31, 2023.
- 5 The figures for the quarter ended March 31, 2023 and March 31, 2022 are the balancing figures between audited figures in respect of the year ended March 31, 2023 and March 31, 2022 and the reviewed figures for the nine months ended December 31, 2022 and December 31, 2021 respectively.
- 6 A search operation was conducted by the Directorate of Enforcement, Government of India ("ED"), at the premises of Manappuram Finance Limited (MAFIL) and other locations including premises of promoter of MAFIL on 3rd and 4th of May 2023. The search was with reference to the deposits accepted by Manappuram Agro Farms ('MAGRO') an erstwhile sole proprietary concern of the MAFIL's promoter, prior to 2012. These deposits were subsequently repaid by MAGRO, except for a deposit of Rs 9.25 lakhs which is lying in Escrow account and pending to be repaid. The repayment of deposits was based on the RBI inspection report of the financial year 2012 and reviewed in the subsequent inspections by RBI. Subsequent to the aforementioned search, the promoter, in his capacity as sole proprietor of MAGRO, received an ED order, freezing his personal assets under Section 17 (1-A) of the Prevention of Money Laundering Act, 2002, these include 19,29,01,996 equity shares in the Company held by him. As per the Company's management, this event which has occurred post the balance sheet date and is pertaining to MAGRO and thus has no impact on MAFIL. Further the promoter, in his personal capacity, has approached the Honourable High Court of Kerala for staying the proceedings.
- 7 During the course of Annual Inspection of Company's books for the FY 2020-21, the RBI had highlighted certain aspects on due date extension on Gold loans and subsequent collection against non performing assets post Balance Sheet date. In respect of the same matter, the Company has received a show cause notice from the RBI on January 27, 2023. The Company filed its responses to the SCN and also had a personal hearing with the RBI to discuss the responses to the matters covered by the SCN. Additionally, the Company has complied with similar matter which was verified by the RBI during its annual inspection for FY 21-22 and no adverse comments were made on these matters. The Company has also made available all the details as have been sought by RBI in this matter. However, as of date, the matter continues to be pending further hearing and the extent of penalty that will be imposed on the Company in this matter is currently unascertainable .
- 8 Detail of resolution plans implemented under the "Resolution framework for COVID-19-related Stress" as per the RBI notification no. RBI/2020-21/16 DOR.NO.BP.BC/3/21.04.048/2020-21 dated August 06, 2020 and RBI/2021-22/31 DOR.STR.REC.11/21.04.048/2021-22 dated May 05, 2021 as at March 23 are given below. The resolution plans were based on the parameters laid down in the resolution policy approved by the Board of Directors of the Company and in accordance with the guidelines issued by the Reserve Bank of India.

For Manappuram Finance Limited

V.P. Nandakumar
Managing Director & CEO



MANAPPURAM FINANCE LIMITED

Make Life Easy

ANNEXURE 1

Disclosure in compliance with Regulation 52(4) of Securities and Exchange Board of India (Listing Obligations and Disclosure Requirements) Regulations, 2015 as at and for the quarter and year ended March 31, 2023*.

(Amount in crores)

S. No	Particulars	Note no	Quarter Ended	Year Ended
			31-03-2023	31-03-2023
A	Debt Equity Ratio	2	2.14	2.14
B	Debt Service Coverage Ratio		NA	NA
C	Interest Service Coverage Ratio		NA	NA
D	Outstanding redeemable preference shares(quantity and value)		NIL	NIL
E	Capital Redemption Reserve		NIL	NIL
F	Debenture Redemption Reserve		NA	NA
G	Net Worth (Rs. In Cr)	3	8,979.91	8,979.91
H	Net Profit After Tax (Rs. In Cr)		309.12	1266.27
I	Earnings Per Share:			
i)	Basic (Rs)		3.65	14.96
ii)	Diluted (Rs)		3.65	14.96
J	Current Ratio		NA	NA
K	Long Term Debt To Working Capital		NA	NA
L	Bad Debts To Account Receivable Ratio		NA	NA
M	Current Liability Ratio		NA	NA
N	Total Debts To Total Assets	4	65.55%	65.55%
O	Debtors Turnover		NA	NA
P	Inventory Turnover		NA	NA
Q	Operating Margin (%)		NA	NA
R	Net Profit Margin (%)	5	25.44%	26.23%
S	Sector Specific Equivalent Ratios:			
i)	Stage 3 Loan Assets to Gross Loan Assets	6	1.33%	1.33%
ii)	Net Stage 3 Loan Assets to Gross Loan Assets	7	1.15%	1.15%
iii)	Capital Adequacy Ratio	8	31.70%	31.70%
iv)	Provision Coverage Ratio	9	13.48%	13.48%
v)	Liquidity Coverage Ratio(LCR)	8	212.91%	212.91%

* The information furnished is based on Standalone Result

Notes:

- 1 The figures/ratios which are not applicable to the Company, being an NBFC, are marked as "NA".
- 2 Debt Equity Ratio = {Debt Securities + Borrowings (Other than debt securities) + Subordinated Liabilities}/(Equity Share Capital + Other Equity).
- 3 Net Worth is calculated as defined in Sec 2(57) of the Companies Act, 2013.
- 4 Total Debts To Total Assets = {Debt Securities + Borrowings (Other than debt securities) + Subordinated Liabilities}/Total Assets.
- 5 Net Profit Margin (%) = Net Profit After Tax / Total Income.
- 6 Stage 3 Loan Assets to Gross Loan Assets = Stage 3 Loan Assets/Gross Loan Assets (Based on principal amount of Loan Assets).
- 7 Net Stage 3 Loan Assets to Gross Loan Assets = (Stage 3 Loan Assets - Expected Credit Loss provision for Stage 3 Loan Assets)/Gross Loan Assets (Based on Principal amount of Loan Assets).
- 8 Capital Adequacy Ratio and Liquidity Coverage Ratio has been computed as per RBI Guidelines.
- 9 Provision Coverage Ratio = Expected Credit Loss provision for Stage 3 Loan Assets/Stage 3 Loan Assets.

For Manappuram Finance Limited

V.P.Nandakumar
Managing Director & CEO



India's First Listed and Highest Credit Rated Gold Loan Company

Registered & Corporate Office : (CIN-L65910KL1992PLC006623) IV/470A (old) W638A(New), Manappuram House, Valapad, Thrissur, Kerala - 680 567, India
Tel : 0487 - 3050100, 3050108 Fax : 0487 - 2399298 E mail : mail@manappuram.com Website : www.manappuram.com



MANAPPURAM[®] FINANCE LIMITED

Make Life Easy

May 12, 2023

BSE Limited Phiroze Jeejeebhoy Towers Dalal Street Mumbai- 400001 Scrip Code: 531213	National Stock Exchange of India Limited 5th Floor, Exchange Plaza Bandra (East) Mumbai – 400 051 Scrip Code: MANAPPURAM
---	---

Declaration as per Securities and Exchange Board of India (Listing Obligations and Disclosure Requirements) (Amendment) Regulations, 2016

It is hereby certified that:

- The Audit Report of Standalone Financial Results for the year ended 31st March 2023 is with Unmodified opinion
- The Audit Report of Consolidated Financial Results for the year ended 31st March 2023 is with Unmodified opinion

Thanking you.

Yours sincerely

For Manappuram Finance Limited


V P Nandakumar
MD & CEO

India's First Listed and Highest Credit Rated Gold Loan Company

Registered & Corporate Office : (CIN-L65910KL1992PLC006623) IV/470A (old) W638A(New), Manappuram House, Valapad, Thrissur, Kerala - 680 567, India
Tel : 0487 - 3050100, 3050108 Fax : 0487 - 2399298 E mail : mail@manappuram.com Website : www.manappuram.com



MANAPPURAM[®] FINANCE LIMITED

Make Life Easy

Annexure A

Format of the Initial Disclosure to be made by an entity identified as a Large Corporate
(To be submitted to the Stock Exchange(s) within 30 days from the beginning of the FY)

Sr. No.	Particulars	Details
1	Name of the company	Manappuram Finance Limited
2	CIN	L65910KL1992PLC006623
3	Outstanding borrowing of company as on 31st March, 2023, as applicable (in Rs cr)	19,172.43
4	Highest Credit Rating During the previous FY along with name of the Credit Rating Agency	CRISIL AA Stable
5	Name of Stock Exchange [#] in which the fine shall be paid, in case of shortfall in the required borrowing under the framework	BSE Limited

We confirm that we are a Large Corporate as per the applicability criteria given under the SEBI circular SEBI/HO/DDHS/CIR/P/2018/144 dated November 26, 2018.

Manoj Kumar V R
Company Secretary
Ph: 0487 3050408

Date -01-04-2023



Bindu A.L.
Chief Financial Officer
Ph: 0487 3050301

- In terms para of 3.2(ii) of the circular, beginning F.Y 2022, in the event of shortfall in the mandatory borrowing through debt securities, a fine of 0.2% of the shortfall shall be levied by Stock Exchanges at the end of the two-year block period. Therefore, an entity identified as LC shall provide, in its initial disclosure for a financial year, the name of Stock Exchange to which it would pay the fine in case of shortfall in the mandatory borrowing through debt markets.

India's First Listed and Highest Credit Rated Gold Loan Company

Registered & Corporate Office : (CIN-L65910KL1992PLC006623) IV/470A (old) W638A(New), Manappuram House, Valapad, Thrissur, Kerala - 680 567, India
Tel : 0487 - 3050100, 3050108 Fax : 0487 - 2399298 E mail : mail@manappuram.com Website : www.manappuram.com



MANAPPURAM FINANCE LIMITED

Make Life Easy

Annexure B1

Format of the Annual Disclosure to be made by an entity identified as a LC
(To be submitted to the Stock Exchange(s) within 45 days of the end of the FY)

1. Name of the Company : Manappuram Finance Limited
2. CIN : L65910KL1992PLC006623
3. Report filed for FY : 2022-23
4. Details of the borrowing (all figures in Rs crores)

SL NO	Particulars	2022 (T)	2023(T+1)
i.	Incremental borrowing done in FY (a)	2,505.00	8464.00
ii.	Mandatory borrowing to be done through issuance of debt securities (b) = (25% of a)	626.25	2116.00
iii.	Actual borrowings done through debt securities in FY (c)	1,050.00	1870.00
iv.	Shortfall in the mandatory borrowing through debt securities, if any (d) = (b) - (c) {If the calculated value is zero or negative, write "nil"}	Nil	246.00
v.	Reasons for short fall, if any, in mandatory borrowings through debt securities	Not availed and can be complied within three block year as per the regulations.	

*Can be complied within three block year as per SEBI circular SEBI/HO/DDHS/DDHS
RACPOD1/P/CIR/2023/049 dated March 31, 2023 .

Manoj Kumar V R
Company Secretary
Ph: 0487 3050408



Bindu A.L
Chief Financial Officer
Ph: 0487 3050301

Date : 31.03.2023

India's First Listed and Highest Credit Rated Gold Loan Company

Registered & Corporate Office : (CIN-L65910KL1992PLC006623) IV/470A (old) W638A(New), Manappuram House, Valapad, Thrissur, Kerala - 680 567, India
Tel : 0487 - 3050100, 3050108 Fax : 0487 - 2399298 E mail : mail@manappuram.com Website : www.manappuram.com



MANAPPURAM[®] FINANCE LIMITED

Make Life Easy

Annexure B2

Format of the Annual Disclosure to be made by an entity identified as a LC
(To be submitted to the Stock Exchange(s) within 45 days of the end of the FY)
(Applicable from FY 2022 onwards)

1. Name of the Company: Manappuram Finance Limited
2. CIN: L65910KL1992PLC006623
3. Report filed for FY: 2021-2022 & 2022-2023
4. Details of the Current block: 2022-23

SL No	Particulars	(all figures in Rs crore)	
		2022 (T)	2023(T+1)
i	2-year block period (Specify financial years)	2021-2022	2022-2023
ii	Incremental borrowing done in FY (T) (a)	2,505.00	8464.00
iii	Mandatory borrowing to be done through debt securities in FY (T) (b) = (25% of a)	626.25	2116.00
iv	Actual borrowing done through debt securities in FY (T) (c)	1,050.00	1870.00
v	Shortfall in the borrowing through debt securities, if any, for FY (T-1) carried forward to FY (T). (d)	Nil	246.00
vi	Quantum of (d), which has been met from (c) (e)	NA	Nil
vii	Shortfall, if any, in the mandatory borrowing through debt securities for FY (T) {after adjusting for any shortfall in borrowing for FY (T-1) which was carried forward to FY (T)} (f) = (b) - [(c) - (e)] {If the calculated value is zero or negative, write "nil"}	NA	246.00
	Reasons for short fall, if any, in mandatory borrowings through debt securities	Not availed and can be complied within three block year as per the regulations	



India's First Listed and Highest Credit Rated Gold Loan Company

Registered & Corporate Office : (CIN-L65910KL1992PLC006623) IV/470A (old) W638A(New), Manappuram House, Valapad, Thrissur, Kerala - 680 567, India
Tel : 0487 - 3050100, 3050108 Fax : 0487 - 2399298 E mail : mail@manappuram.com Website : www.manappuram.com



MANAPPURAM[®] FINANCE LIMITED

Make Life Easy

5. Details of penalty to be paid, if any, in respect to previous block (all figures in Rs crore):

S. No.	Particulars	Details
i.	2-year Block period (Specify financial years)	2021-2022 & 2022-2023
ii	Amount of fine to be paid for the block, if applicable Fine = 0.2% of {(d)-(e)}#	Nil *

*Can be complied within three block year as per SEBI circular SEBI/HO/DDHS/DDHS RACPOD1/P/CIR/2023/049 dated March 31, 2023 .

Manoj Kumar V R
Company Secretary
Ph: 0487 3050408

Date - 01-04-2023



Bindu A.L
Chief Financial Officer
Ph: 0487 3050301

India's First Listed and Highest Credit Rated Gold Loan Company

Registered & Corporate Office : (CIN-L65910KL1992PLC006623) IV/470A (old) W638A(New), Manappuram House, Valapad, Thrissur, Kerala - 680 567, India
Tel : 0487 - 3050100, 3050108 Fax : 0487 - 2399298 E mail : mail@manappuram.com Website : www.manappuram.com



MANAPPURAM[®] FINANCE LIMITED

Make Life Easy

Ref: Sec/SE/48/2023-24

May 05, 2023

BSE Limited Phiroze Jeejeebhoy Towers Dalal Street Mumbai- 400001 Scrip Code: 531213	National Stock Exchange of India Limited 5th Floor, Exchange Plaza Bandra (East) Mumbai – 400 051 Scrip Code: MANAPPURAM
---	---

Dear Sir/Madam,

Sub.: Regulation 32, 52(7) and Regulation 52 (7A) of SEBI (Listing Obligations and Disclosure Requirements) Regulation 2015

Pursuant to Regulation 32, 52(7) and Regulation 52 (7A) of SEBI (Listing Obligations and Disclosure Requirements) Regulation 2015 and in compliance with SEBI operational Circular SEBI/HO/DDHS/DDHS_Div1/P/CIR/2022/0000000103 dated July 29, 2022 we are furnishing herewith **Utilization of issue proceeds of non-convertible securities and Statement of deviation/variation** for the quarter ended March 31, 2023.

Request you to kindly take the same on your record.

Thanking you.

Yours Faithfully,
For Manappuram Finance Limited

MANOJK
UMAR V R

Manoj Kumar V.R
Company Secretary

India's First Listed and Highest Credit Rated Gold Loan Company

Registered & Corporate Office : [CIN-L65910KL1992PLC006623] IV/470A (old) W638A(New), Manappuram House, Valapad, Thrissur, Kerala - 680 567, India
Tel : 0487 - 3050100, 3050108 Fax : 0487 - 2399298 E mail : mail@manappuram.com Website : www.manappuram.com



MANAPPURAM[®]

FINANCE LIMITED

Make Life Easy

A. Statement of utilization of issue proceeds:

Name of the Issuer	ISIN	Mode of Fund Raising (Public issues/ Private placement)	Type of instrument	Date of raising funds	Amount Raised	Funds utilized	Any deviation (Yes/ No)	If 8 is Yes, then specify the purpose of for which the funds were utilized	Remarks, if any
1	2	3	4	5	6	7	8	9	10
Manappuram Finance Limited	INE522D07CC8	Private Placement	Non-Convertible Debentures	13-03-2023	1100 Crores	1100 Crores	No	NA	Nil

B. Statement of deviation/ variation in use of Issue proceeds:

Particulars	Remarks
Name of listed entity	Manappuram Finance Limited
Mode of fund raising	Private placement
Type of instrument	Non-convertible Securities
Date of raising funds	13-03-2023
Amount raised	1100 Crores
Report filed for quarter ended	31-03-2023
Is there a deviation/ variation in use of funds raised?	No
Whether any approval is required to vary the objects of the issue stated in the prospectus/ offer document?	NA. The proceeds raised from the Issue used solely for the Purpose.
If yes, details of the approval so required?	Not Applicable
Date of approval	Not Applicable
Explanation for the deviation/ variation	Not Applicable

India's First Listed and Highest Credit Rated Gold Loan Company

Registered & Corporate Office : (CIN-L65910KL1992PLC006623) IV/470A (old) W638A(New), Manappuram House, Valapad, Thrissur, Kerala - 680 567, India
Tel : 0487 - 3050100, 3050108 Fax : 0487 - 2399298 E mail : mail@manappuram.com Website : www.manappuram.com



MANAPPURAM[®] FINANCE LIMITED

Make Life Easy

Comments of the audit committee after review		Not Applicable				
Comments of the auditors, if any		Nil				
Objects for which funds have been raised and where there has been a deviation/ variation, in the following table:						
Original object	Modified object, if any	Original allocation	Modified allocation, if any	Funds utilised	Amount of deviation/ variation for the quarter according to applicable object (in Rs. crore and in %)	Remarks, if any
Nil	NA	NA	NA	NA	Nil	Nil
Deviation could mean:						
a. Deviation in the objects or purposes for which the funds have been raised.						
b. Deviation in the amount of funds actually utilized as against what was originally disclosed						

Thanking you,
Yours faithfully,

For Manappuram Finance Limited

bindu A L

Chief Financial Officer

India's First Listed and Highest Credit Rated Gold Loan Company

Registered & Corporate Office : (CIN-L65910KL1992PLC006623) IV/470A (old) W638A(New), Manappuram House, Valapad, Thrissur, Kerala - 680 567, India
Tel : 0487 - 3050100, 3050108 Fax : 0487 - 2399298 E mail : mail@manappuram.com Website : www.manappuram.com



MANAPPURAM FINANCE LIMITED

Make Life Easy

May 12, 2023

BSE Limited	National Stock Exchange of India Limited
Phiroze Jeejeebhoy Towers	5th Floor, Exchange Plaza
Dalal Street	Bandra (East)
Mumbai- 400001	Mumbai - 400 051
Scrip Code: 531213	Scrip Code: MANAPPURAM

Sub: Security Cover under Regulation 54(2) of SEBI (Listing Obligation and Disclosure Requirements) Regulations 2015 ("SEBI (LODR)")

This is to certify that the Company has maintained requisite asset cover (100% or above, as the case may be) for its Secured Listed Non-Convertible Debentures as at March 31, 2023 as per the terms of offer document/ Information Memorandum and/or Debenture Trust Deed, by way of creation of floating charge on book debts and other encumbered assets of the Company sufficient to discharge the principal amount and the interest thereon at all times for the non-convertible debt securities issued.

Kindly take the same on record.

Thanking you

Yours Faithfully,

For Manappuram Finance Limited

VAZHAPPULLY PADMANABHAN
NANDAKUMAR

V P Nandakumar

MD & CEO

India's First Listed and Highest Credit Rated Gold Loan Company

Registered & Corporate Office : (CIN-165910KL1992PIC00623), 1V/470A (old) W638A (New), Manappuram House, Votapad, Thrissur, Kerala - 680 567, India
Tel: 0487 - 3050100, 3050108 Fax: 0487 - 2309298 E-mail: mail@manappuram.com Website: www.manappuram.com

A. Annexure 1

Security Cover Certificate March-2023

(All amounts are in millions, unless otherwise stated)

Column A	Column B	Column C	Column D	Column E	Column F	Column G	Column H	Column I	Column J	Column K	Column L	Column M	Column N	Column O
Particulars	Description of asset for which this certificate relate	Exclusive Charge	Exclusive Charge	Pari- Passu Charge	Pari- Passu Charge	Pari- Passu Charge	Assets not offered as Security ***	Elimination (amount in negative)	(Total C to H)	Related to only those items covered by this certificate				
		Debt for which this certificate being issued *	Other Secured Debt **	Debt for which this certificate being issued	Assets shared by pari passu debt holder (Includes debt for which this certificate is issued & other debt with pari-passu charge)	Other assets on which there is pari-Passu charge (excluding items covered (in column F))	debt amount considered more than once (due to exclusive plus pari passu charge)	Market Value for Assets charged on Exclusive basis	Carrying /book value for exclusive charge assets where market value is not ascertainable or applicable (For Eg. Bank Balance, DSRA market value is not applicable)	Market Value for Pari passu charge Assets ^{iv}	Carrying value/book value for pari passu charge assets where market value is not ascertainable or applicable (For Eg. Bank Balance, DSRA market value is not applicable)	Total Value=(K+L+M+N)		
		Book Value	Book Value	Yes/No	Book Value	Book Value					Relating to Column F			
ASSETS														
Property, Plant and Equipment							3,577.63		3,577.63	-	-	-	-	-
Capital Work-in- Progress							160.11		160.11	-	-	-	-	-
Right of Use Assets							4,978.66		4,978.66	-	-	-	-	-
Goodwill										-	-	-	-	-
Intangible Assets							138.49		138.49	-	-	-	-	-
Intangible Assets under Development							-		-	-	-	-	-	-
Investments										-	-	-	-	-
Loans	Standard Loan Receivables		2,835.00		46,455.00	196,294.03	3,070.06	11,472.26	14,542.32	-	-	2,875.06	-	2,875.06
Inventories									245,584.02	-	2,835.00	-	242,749.02	245,584.02
Trade Receivables							2,095.04		2,095.04	-	-	-	-	-
Cash and Cash Equivalents							983.88	17,743.12	18,727.00	-	-	-	983.88	983.88
Bank Balances other than Cash and Cash Equivalents								2,068.02	2,068.02	-	-	-	-	-
Others								1,503.76	1,503.76	-	-	-	-	-
Total			2,835.00		46,455.00	202,443.00			41,642.04					



For Manappuram Finance Limited

Bindu A. L.
Bindu A. L.
Chief Financial Officer

LIABILITIES	Secured Listed NCD													
Debt securities to which this certificate pertains #			Yes	41,802.11	-			41,802.11	-	-	-	-	-	-
Owner debt sharing pari-passu charge with above debt			Yes	-	-	-	-	-	-	-	-	-	-	-
Other Debt			No	-	-	-	-	-	-	-	-	-	-	-
Subordinated debt			No	-	-	-	-	-	-	-	-	-	-	-
Borrowings ##			No	-	-	-	-	-	-	-	-	-	-	-
Bank/Fis ###		not to be filled	Yes	2,268.00	140,416.99	-	-	142,684.99	-	-	-	-	-	-
Debt Securities####			No	-	7,805.96	-	-	7,805.96	-	-	-	-	-	-
Others			No	-	-	-	-	-	-	-	-	-	-	-
Trade payables			-	-	-	961.75	-	961.75	-	-	-	-	-	-
Lease Liabilities			-	-	-	5,743.43	-	5,743.43	-	-	-	-	-	-
Provisions			-	-	-	575.14	-	575.14	-	-	-	-	-	-
Others #####			-	-	-	4,002.59	-	4,002.59	-	-	-	-	-	-
Total				2,268.00	41,802.11	148,222.95	11,282.91	203,575.97	-	-	-	-	-	-
Cover on Book Value				1.25	1.11									
Cover on Market Value														
		Exclusive Security Cover Ratio		1.25	Pari-Passu Security Cover Ratio	1.11								

*This column shall include book value of assets having exclusive charge and outstanding book value of debt for which this certificate is issued.

** This column shall include book value of assets having exclusive charge and outstanding book value of all corresponding debt other than column C.

***This column shall include all those assets which are not charged and shall include all unsecured borrowings and shall include only those assets which are paid-for. And investment includes investment in subsidiaries which is carrying at book value.

Debt securities to which this certificate pertains includes Principal Outstanding + Interest Accrued - IND AS Adjustment.

Borrowing includes borrowing from the Financial Institution (Principal Outstanding + Interest Accrued - IND AS Adjustment).

Bank includes borrowing from the Bank (Principal Outstanding + Interest Accrued - IND AS Adjustment).

Other doesn't include equity share capital & other equity.

#####Debt Securities includes unlisted and Retail NCD's

B. Compliance of all the covenants/terms of the issue in respect of listed secured debt securities of the company.

We hereby confirm the compliances made by the Company in respect of the covenants/terms of the issue of the listed secured NCD's and certify that such covenants/terms of the issue have been complied by the Company.

Thanking You,
Yours truly,

For Manappuram Finance Limited



Name: Bindu A.L.
Designation: Chief Financial Officer
Date: May 12, 2023
Place: Valapad





To,
The Board of Directors,
Manappuram Finance Limited

Independent Auditor's Certificate on maintenance of security cover including compliance with all the financial covenants in respect of listed non-convertible debt securities issued by Manappuram Finance Limited for the quarter ended March 31, 2023

1. We, S K Patodia & Associates, Chartered Accountants, Firm Registration Number 112723W (“us” or “we”) have been requested as Statutory Auditors via mail dated May 08, 2023, by Manappuram Finance Limited (the “Company”) having its registered office at IV/470A (Old) W/638A (New) Manappuram House Valapad, Thrissur, Kerala - 680 567, to issue a certificate on maintenance of security cover including compliance with all the financial covenants in respect of listed non-convertible debt securities issued by Manappuram Finance Limited for the quarter ended March 31, 2023. The certificate is issued in accordance with the terms of the Engagement Letter dated September 13, 2022.
2. The accompanying Statement of compliance showing ‘Security Cover as per the terms of offer document/ Information Memorandum and/or Debenture Trust Deed and compliance with Financial Covenants’ for Listed Secured Non-Convertible Debentures (NCD’s) issued by Manappuram Finance Limited (the “Company”) which were outstanding as at March 31, 2023 (the “Statement”), is prepared and signed by the Management of the Company for the purpose of submission to Catalyst Trusteeship Limited (“the Debenture Trustee”), as per the terms of the offer document/ Information memorandum and/ or Debenture Trust Deed as at March 31, 2023, in accordance with terms of Securities And Exchange Board Of India (the “SEBI”) circular reference no. SEBI/HO/MIRSD/MIRSD_CRADT/CIR/P/2022/67 dated May 19, 2022 on Revised format of security cover certificate, monitoring and revision in timelines (hereinafter referred as the “SEBI Circular”) and in accordance with terms of regulation 56(1) (d) of the Securities And Exchange Board Of India (Listing Obligations And Disclosure Requirements) Regulations, 2015, as amended from time to time (hereinafter referred as the “SEBI Regulations”). The accompanied statement attached herewith by us for identification purpose only.

Management’s Responsibility

3. The Management of the Company is responsible for the maintenance of the Security Cover and compliance with the covenants of debt securities, including the preparation of Statement and preparation and maintenance of all accounting and other records and documents supporting such compliance. This responsibility includes the design, implementation, and maintenance of internal control relevant to such compliance with the SEBI Regulation and applying an appropriate basis of preparation and making estimates that are reasonable in the circumstances. Management is also responsible for the allocation of loans/receivables or any other asset offered as security as per the format for security cover is enclosed at Annexure I- Format of Security Cover.



Head Office : Sunil Patodia Tower, J B Nagar, Andheri East, Mumbai - 400 099
Tel.: +91 22 6707 9444 | Email : info@skpatodia.in

Offices : New Delhi | Jaipur | Ahmedabad | Kolkata | Bengaluru | Raipur | Hyderabad | Patna | Bhopal | Ranchi | Guwahati

4. The Company's management is also responsible for preparation and maintenance of financial covenants list and compliance with such covenants on a continuous basis as per the debenture trust deed and to ensure compliance with the requirements of Debenture Trust Deed and provide all relevant information to the Debenture Trustee.
5. The Management is also responsible for ensuring that the Company complies with the requirements of the Companies Act, 2013, SEBI Act, 1992 and other relevant circulars and guidelines as applicable to the Company and for providing all relevant information to the Debenture Trustee.

Auditor's Responsibility

6. Pursuant to the requirements of the SEBI Regulations and SEBI Circular, it is our responsibility to provide a limited assurance and form an conclusion as to whether, based on our examination of the unaudited books and records of the Company as at and for the quarter year ended March 31, 2023, the Company is in compliance with maintenance of the security cover including the compliance with all the Financial covenants as mentioned in the Debenture Trust Deed.
7. For the purpose of the report we have performed the following procedures:
 - a) Traced and agreed the principal amount of the listed NCDs outstanding as on March 31, 2023 on test check basis;
 - b) Verified the asset cover details as per the Debenture Trust Deed / Information Memorandum and the unaudited books and records of the Company on test check basis;
 - c) Verified the arithmetical accuracy of the Security Cover ratio computation;
 - d) Verified the financial covenants on test check basis as per the Debenture Trust Deed/ Information Memorandum and the term sheet of NCD's issued by the Company; and
 - e) Obtained written representations from the Management wherever required in this regard.
8. The books and records referred to in paragraph 6 above are subject to audit pursuant to the requirements of the Companies Act, 2013.
9. A limited assurance engagement includes performing procedures to obtain sufficient appropriate evidence on the applicable criteria, as mentioned in paragraph 7 above. The procedures performed vary in nature and timing from, and are less extent than for, a reasonable assurance. Consequently, the level of assurance obtained is substantially lower than the assurance that would have been obtained had a reasonable assurance engagement been performed.
10. We conducted our examination of the Statement, on a test check basis, in accordance with the 'Guidance Note on Reports or Certificates for Special Purposes' issued by the ICAI (the "Guidance Note"). The Guidance Note requires that we comply with the ethical requirements of the Code of Ethics issued by the ICAI.



11. We have complied with the relevant applicable requirements of the Standard on Quality Control (SQC) 1, Quality Control for Firms that Perform Audits and Reviews of Historical Financial Information, and Other Assurance and Related Services Engagements.

Conclusion

12. Based on the procedure performed by us as mentioned in paragraph 7 above, to the best of our knowledge and according to the information, explanations and representation given to us, nothing has come to our attention that causes us to believe
- i) that the book value of assets charged against the listed NCDs issued by the Company mentioned in the accompanying Statement are not in agreement with the unaudited books and records maintained by the Company as at March 31, 2023 produced for our examination; and
 - ii) the Company has not complied with all the financial covenants as mentioned in the Debenture Trust Deed.

Restriction on Use

13. This report is addressed to the Board of Directors of the Company, pursuant to our obligations under the Engagement letter for onward submission of this report to the Debenture Trustee as per the SEBI Regulation and SEBI Circular and should not be used by any other person or for any other purpose. S K Patodia & Associates shall not be liable to the Company or to any other concerned for any claims, liabilities or expenses relating to this assignment.
14. Accordingly, we do not accept or assume any liability or any duty of care for any other purpose or to any other person to whom this certificate is shown or into whose hands it may come without our prior consent in writing.

For S K Patodia & Associates
Chartered Accountants
ICAI Firm Registration No. 112723W

Sandeep Mandawewala
Membership No.: 117917
UDIN: 23117917BGWFKL5162



Place: Mumbai
Date: May 12, 2023



MANAPPURAM[®] FINANCE LIMITED

Make Life Easy

May 12, 2023

BSE Limited Phiroze Jeejeebhoy Towers Dalal Street Mumbai- 400001 Scrip Code: 531213	National Stock Exchange of India Limited 5th Floor, Exchange Plaza Bandra (East) Mumbai – 400 051 Scrip Code: MANAPPURAM
---	---

Dear Madam/Sir

Sub.: Disclosure of Related Party Transactions pursuant to Regulation 23(9) of the Securities and Exchange Board of India (Listing Obligations and Disclosure Requirements) Regulations, 2015 ("Listing Regulations")

Please find enclosed herewith disclosure of related party transactions for the half-year ended March 31, 2023 pursuant to Regulation 23(9) of the Listing Regulations, in the format specified by SEBI vide circular **SEBI/HO/CFD/CMD1/CIR/P/2021/662** dated November 22, 2021.

We request you to please take the same on your record.

Thanking You.

For Manappuram Finance Limited

MANOJKUMA

R V R

Manoj Kumar V R

Company Secretary

Ph-+91 9946239999

Digitally signed by MANOJKUMA V R
DN: cn=MANOJKUMA V R, o=MANAPPURAM FINANCE LIMITED
c=IN, email=manojkumar.vr@manappuram.com, postalCode=680567, st=KERALA
Reason: I am the issuer of the document

India's First Listed and Highest Credit Rated Gold Loan Company

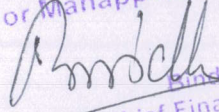
Registered & Corporate Office : (CIN-L65910KL1992PLC006623) IV/470A (old) W638A(New), Manappuram House, Valapad, Thrissur, Kerala - 680 567, India
Tel : 0487 - 3050100, 3050108 Fax : 0487 - 2399298 E mail : mail@manappuram.com Website : www.manappuram.com

Related Party Transactions (H2 FY 2022-2023)							Additional disclosure of related party transactions - applicable only in case the related party transaction relates to loans, inter-corporate deposits, advances or investments made or given by the listed entity/subsidiary. These details need to be disclosed only once, during the reporting period when such transaction was undertaken.								
S. No	Details of the party (listed entity /subsidiary) entering into the transaction	Details of the counterparty		Type of related party transaction (see Note 5) (Rs. in lakhs)	Value of the related party transaction as approved by the audit committee (see Note 6a) (Rs. in lakhs)	Value of transaction during the reporting period (see Note 6b) (Rs. in lakhs)	In case monies are due to either party as a result of the transaction (see Note 1)		In case any financial indebtedness is incurred to make or give loans, inter-corporate deposits, advances or			Details of the loans, inter-corporate deposits, advances or investments			
	Name	Name	Relationship of the counterparty with the listed entity or its subsidiary				Opening balance Receivable / (Payable) (Rs. in lakhs)	Closing balance Receivable / (Payable) (Rs. in lakhs)	Nature of indebtedness (loan/ issuance of debt/ any	Cost (see Note 7)	Tenure (month s)	Nature (loan/ advance/ inter-corporate deposit/	Interest Rate (%)	Tenure	Secured/ unsecured
1	Manappuram Finance Limited	Mr.Abhijit Sen	Director	Sitting fee	4.40	4.40	-	0.95							
2	Manappuram Finance Limited	Mr.Harshan Kollara	Director	Sitting fee	4.70	4.70	-	1.20							
3	Manappuram Finance Limited	Mr.P Manomohanan	Director	Sitting fee	5.08	5.08	-	0.95							
4	Manappuram Finance Limited	Mr.Shailesh J. Mehta	Director	Sitting fee	5.15	5.15	-	1.20							
5	Manappuram Finance Limited	Mr.V.R. Ramachandran	Director	Sitting fee	3.63	3.63	-	0.70							
6	Manappuram Finance Limited	Mrs.Pratima Ram	Director	Sitting fee	1.60	1.60	-	0.40							
7	Manappuram Finance Limited	Mrs. V P Seemanthini	Director	Sitting fee	0.80	0.80	-	0.40							
8	Manappuram Finance Limited	Mr.Balasubrahmanian	Director	Sitting fee	1.65	1.65	-	0.40							
9	Manappuram Finance Limited	Mr.Abhijit Sen	Director	Commission	47.00	47.00	-	47.00							
10	Manappuram Finance Limited	Mr.Harshan Kollara	Director	Commission	35.00	35.00	-	35.00							
11	Manappuram Finance Limited	Mr.P Manomohanan	Director	Commission	28.00	28.00	-	28.00							
12	Manappuram Finance Limited	Mr.Shailesh J. Mehta	Director	Commission	100.00	100.00	-	100.00							
13	Manappuram Finance Limited	Mrs.Sutapa Banerjee	Director	Commission	8.75	8.75	-	8.75							
14	Manappuram Finance Limited	Mr.Balasubrahmanian	Director	Commission	28.00	28.00	-	28.00							
15	Manappuram Finance Limited	Mr.V.R. Ramachandran	Director	Commission	40.25	40.25	-	40.25							
16	Manappuram Finance Limited	Mrs.Pratima Ram	Director	Commission	14.00	14.00	-	14.00							
17	Manappuram Finance Limited	Mrs. V P Seemanthini	Director	Commission	7.00	7.00	-	7.00							
18	Manappuram Finance Limited	Dr.Sumitha Nandan	Executive Director	Commission	7.50	7.50	-	7.50							
19	Manappuram Finance Limited	Mr. V.P.Nandakumar	MD & CEO	Remuneration	506.25	506.25	-	-							
20	Manappuram Finance Limited	Mr. V.P.Nandakumar	MD & CEO	Commission	850.00	850.00	-	850.00							
21	Manappuram Finance Limited	Ms. Bindu A.L	CFO	Remuneration	63.90	63.90	-	-							
22	Manappuram Finance Limited	Ms. Bindu A.L	CFO	Incentive	-	-	-	22.00							
23	Manappuram Finance Limited	Mr. Manoj Kumar V R	CS	Remuneration	19.93	19.93	-	-							
24	Manappuram Finance Limited	Mr. Suhas Nandan	Relative of KMP	Remuneration	6.90	6.90	-	-							
25	Manappuram Finance Limited	Mr. Suhas Nandan	Relative of KMP	Rent Paid	0.82	0.82	-	-							
26	Manappuram Finance Limited	Manappuram Foundation	Promoter is the mana	CSR Paid	2,362.59	2,362.59	-	-							
27	Manappuram Finance Limited	Manappuram Foundation	Promoter is the mana	Rent Waived	86.24	86.24	-	-							
28	Manappuram Finance Limited	Manappuram Foundation	Promoter is the mana	Security Deposit	-	-	-	1.92							
29	Manappuram Finance Limited	Asirvad Micro Finance	Subsidiary	Rent Paid	2.44	2.44	-	-							
30	Manappuram Finance Limited	Manappuram Agro Farm	Entity owned by pro	Rent paid	26.11	26.11	-	4.07							
31	Manappuram Finance Limited	Manappuram Agro Farm	Entity owned by pro	Rent Received	1.55	1.55	-	-							
32	Manappuram Finance Limited	Mr. V.P.Nandakumar	MD & CEO	REIMBURSEMENT	7.34	7.34	-	-							

For Manappuram Finance Limited


Bindu A. L.
Chief Financial Officer

33	Manappuram Finance Limited	Dr. Sumitha Nandan	Executive Director	REIMBURSEMENT	0.03	0.03	-	-											
34	Manappuram Finance Limited	Manappuram Agro Farm	Entity owned by pro	Reimbursement of Ex	0.48	0.48	-	-											
35	Manappuram Finance Limited	Manappuram Agro Farm	Entity owned by pro	Security Deposit	-	-	0.40	0.40											
36	Manappuram Finance Limited	FEDERATION OF IND	MD serves as co-cha	Advertisement expens	7.00	7.00	-	-											
37	Manappuram Finance Limited	Manappuram Comptech	Subsidiary	Rent Received	21.86	21.86	-	-											
38	Manappuram Finance Limited	Manappuram Comptech	Subsidiary	Reimbursement of Ex	7.69	7.69	-	-											
39	Manappuram Finance Limited	Manappuram Comptech	Subsidiary	Investment in Subsid	-	-	595.00	595.00											
40	Manappuram Finance Limited	Manappuram Comptech	Subsidiary	Amounts payable (ne	-	-	31.95	141.37											
41	Manappuram Finance Limited	Manappuram Comptech	Subsidiary	IT Support Cost	836.52	836.52	-	-											
42	Manappuram Finance Limited	Manappuram Home Fin	Subsidiary	Interest Repayment or	32.52	32.52	-	-											
43	Manappuram Finance Limited	Manappuram Home Fin	Subsidiary	Rent Received	62.64	62.64	-	-											
44	Manappuram Finance Limited	Manappuram Home Fin	Subsidiary	Reimbursement of Ex	8.80	8.80	-	-											
45	Manappuram Finance Limited	Asirvad Micro Finance	Fellow subsidiary	Interest Income	761.03	761.03	-	-											
46	Manappuram Finance Limited	Manappuram Home Fin	Subsidiary	Service Fee	0.50	0.50	-	-											
47	Manappuram Finance Limited	Manappuram Home Fin	Subsidiary	ASSIGNMENT TRA	-	-	-	27.79											
48	Manappuram Finance Limited	Manappuram Home Fin	Subsidiary	Principal Repayment	61.09	61.09	19.22	-											
49	Manappuram Finance Limited	Manappuram Home Fin	Subsidiary	Investment in Subsid	-	-	20,729.01	-											
50	Manappuram Finance Limited	Manappuram Home Fin	Subsidiary	Penalty on Assignme	0.08	0.08	-	-											
51	Manappuram Finance Limited	Manappuram Home Fin	Subsidiary	Gratuity Transferred	-	-	-	-											
52	Manappuram Finance Limited	Manappuram Constructi	Entity owned by pro	Construction Expense	-	-	39.03	39.03											
53	Manappuram Finance Limited	Asirvad Micro Finance	Subsidiary	Rent Received	5.15	5.15	-	-											
54	Manappuram Finance Limited	Asirvad Micro Finance	Subsidiary	Reimbursement of Ex	0.14	0.14	-	-											
55	Manappuram Finance Limited	Asirvad Micro Finance	Subsidiary	Loan given	-	-	13,000.00	13,000.00			Working capital credit facility	9.25	one year	unsecured	current lending and general business purpose				
56	Manappuram Finance Limited	Asirvad Micro Finance	Subsidiary	Investment in Subsid	-	-	93,131.45	93,131.45			Equity investment								
57	Manappuram Finance Limited	Manappuram Insurance	Subsidiary	Rent Received	10.69	10.69	-	-											
58	Manappuram Finance Limited	Manappuram Insurance	Subsidiary	Reimbursement of Ex	2.05	2.05	-	-											
59	Manappuram Finance Limited	Manappuram Insurance	Subsidiary	Investment in Subsid	-	-	261.05	261.05											
60	Manappuram Finance Limited	Manappuram Insurance	Subsidiary	Security Deposit	-	-	10.35	10.35											
61	Manappuram Finance Limited	Manappuram Insurance	Subsidiary	Dividend received	301.44	301.44	-	-											
62	Manappuram Finance Limited	Manappuram Foundation	Promoter is the mana	Rent Received	0.01	0.01	-	-											
63	Manappuram Finance Limited	Manappuram Jewellers	Entity owned by pro	Rent Received	7.12	7.12	-	-											
64	Manappuram Finance Limited	Manappuram Jewellers	Entity owned by pro	Reimbursement of Ex	1.99	1.99	-	-											

For Manappuram Finance Limited

 R. Anand
 Chief Financial Officer

65	Manappuram Finance Limited	Manappuram Jewellers	Entity owned by pro	Security Deposit	-	-	1.60	1.60											
66	Manappuram Finance Limited	Manappuram Home Fin	Subsidiary	EDUCATION AND	16.33	16.33													
67	Manappuram Finance Limited	Manappuram Jewellers	Entity owned by pro	EDUCATION AND	4.40	4.40													
68	Manappuram Finance Limited	Manappuram Insurance	Subsidiary	EDUCATION AND	6.54	6.54													
69	Manappuram Finance Limited	Asirvad Micro Finance	Subsidiary	EDUCATION AND	63.15	63.15													
70	Manappuram Finance Limited	MABEN NIDHI LIMIT	Entity owned by pro	EDUCATION AND	6.73	6.73													
71	Manappuram Finance Limited	Manappuram Asset Fina	Entity owned by pro	EDUCATION AND	6.14	6.14													
72	Manappuram Finance Limited	MANAPPURAM CHIT	Entity owned by pro	EDUCATION AND	4.08	4.08													
73	Manappuram Finance Limited	Manappuram Comptech	Fellow subsidiary	EDUCATION AND	5.47	5.47													
74	Manappuram Finance Limited	Manappuram Agro Farm	Entity owned by pro	EDUCATION AND	8.57	8.57													
75	Manappuram Finance Limited		One of the directors																
		SVASTI MICROFINAN		LOAN GIVEN	1,500.00	1,500.00													
76	Manappuram Finance Limited		One of the directors																
		SVASTI MICROFINAN		PROCESSING FEES	6.20	6.20													
77	Manappuram Finance Limited		One of the directors																
		SVASTI MICROFINAN		Principal + INTEREST	428.98	428.98													
78	Manappuram Finance Limited		Executive Director	Remuneration															
		Dr.Sumitha Nandan			25.31	25.31													
79	Manappuram Finance Limited	Manappuram Health Car	Entity owned by pro	EDUCATION AND	7.37	7.37													
80	Asirvad Micro Finance Limited	Manappuram Comptech and Consultants Limited	Fellow subsidiary	Annual/monthly char	Consolidated Value under multiple approvals	537.81	-28.35	-33.54											
81	Asirvad Micro Finance Limited	Manappuram Comptech and Consultants Limited	Fellow subsidiary	Software developme	Consolidated Value under multiple approvals	386.90													
82	Asirvad Micro Finance Limited	Manappuram Finance Limited	Parent Company	Rent	Value approved is dependent on number of transactions	6.25													
83	Asirvad Micro Finance Limited	Manappuram Finance Limited	Parent Company	Learning platform ar		74.52													
84	Asirvad Micro Finance Limited	Manappuram Finance Limited	Parent Company	Rent Receivable	Value approved is dependent on number of transactions	2.44													
85	Asirvad Micro Finance Limited	Manappuram Finance Limited	Parent Company	Loan		25,000.00		13,000	13,000	Loan	9.25%	12.00							
86	Asirvad Micro Finance Limited	Manappuram Finance Limited	Parent Company	Interest on loan	Interest approved is 9.25% for Loan amount Rs. 13000 Lakh	599.60													
87	Asirvad Micro Finance Limited	Manappuram Foundation	A public company in which a director is a director	CSR fund transfer	450 (Omnibus approval)	156.39													
88	Asirvad Micro Finance Limited	A Ramanathan	Director	Sitting Fees	15 (Omnibus approval)	2.61													
89	Asirvad Micro Finance Limited	A Ramanathan	Director	Commission	20 (Omnibus approval)														
90	Asirvad Micro Finance Limited	Subrata Kumar Mitra	Director	Sitting Fees	15 (Omnibus approval)	1.59													
91	Asirvad Micro Finance Limited	Subrata Kumar Mitra	Director	Commission	20 (Omnibus approval)														
92	Asirvad Micro Finance Limited	Pushya Sitaraman	Director	Sitting Fees	15 (Omnibus approval)	1.72													
93	Asirvad Micro Finance Limited	Pushya Sitaraman	Director	Commission	20 (Omnibus approval)														

For Manappuram Finance Limited


Bindu A. L.
Chief Financial Officer

94	Asirvad Micro Finance Limited	Gautam Saigal	Director	Sitting Fees	15 (Omnibus approval)	2.62			-	-	-	-	-	-	-	-	-
95	Asirvad Micro Finance Limited	Gautam Saigal	Director	Commission	20 (Omnibus approval)			-16.00									
96	Asirvad Micro Finance Limited	D R Dogra	Director	Sitting Fees	15 (Omnibus approval)	2.75			-	-	-	-	-	-	-	-	-
97	Asirvad Micro Finance Limited	D R Dogra	Director	Commission	20 (Omnibus approval)			-18.00									
98	Asirvad Micro Finance Limited	T M Manoharan	Director	Sitting Fees	15 (Omnibus approval)	-			-	-	-	-	-	-	-	-	-

For Manappuram Finance Limited

 Bindu A. L.
 Chief Financial Officer

99	Asirvad Micro Finance Limited	T M Manoharan	Director	Commission	20 (Omnibus approval)													
100	Asirvad Micro Finance Limited	Abhijit Sen	Director	Sitting Fees	15 (Omnibus approval)	3.05												
101	Asirvad Micro Finance Limited	Abhijit Sen	Director	Commission	20 (Omnibus approval)													
102	Asirvad Micro Finance Limited	T Balakrishnan	Director	Sitting Fees	15 (Omnibus approval)	2.86												
103	Asirvad Micro Finance Limited	T Balakrishnan	Director	Commission	20 (Omnibus approval)													
104	Asirvad Micro Finance Limited	S V Raja Vaidyanathan	Director	Sitting Fees	15 (Omnibus approval)	3.90												
105	Asirvad Micro Finance Limited	S V Raja Vaidyanathan	Director	Commission	20 (Omnibus approval)													
106	Asirvad Micro Finance Limited	Harshan Kollara	Director	Sitting Fees	15 (Omnibus approval)	2.53												
107	Asirvad Micro Finance Limited	Harshan Kollara	Director	Commission	20 (Omnibus approval)													
108	Asirvad Micro Finance Limited	Ms. Anita Belani	Director	Sitting Fees	15 (Omnibus approval)	0.60												
109	Asirvad Micro Finance Limited	Ms. Anita Belani	Director	Commission	20 (Omnibus approval)													
110	Asirvad Micro Finance Limited	Raveendra Babu BN	Managing Director	Remuneration	200 (Omnibus approval)	65.10												
111	Asirvad Micro Finance Limited	Rajesh K R N Nambodiripad	Chief Financial Officer	Remuneration	40 (Omnibus approval)	15.43												
112	Asirvad Micro Finance Limited	Aparna Menon	Company Secretary	Remuneration	20 (Omnibus approval)	8.05												
113	Manappuram Comptech and Consultants Limited	M/S ASIRVAD MICR	A public Company in which director is	Provision of IT and other consultancy		825.86	825.86											
114	Manappuram Comptech and Consultants Limited	M/S Manappuram Chits India	Proprietorship of a director	Provision of IT and other consultancy service in the ordinary course of		0.19	0.19											
115	Manappuram Comptech and Consultants Limited	M/S MANAPPURAM	A Private Company in which director is director	Provision of IT and other consultancy service in the ordinary course of		14.79	14.79											
	Manappuram Comptech and Consultants Limited	M/S Manappuram Finan	A public Company in which director is director	Recievable														
116	Manappuram Comptech and Consultants Limited	M/S Manappuram Finan	A public Company in which director is	Provision of IT and other consultancy		836.52	836.52											
117	Manappuram Comptech and Consultants Limited	M/S MANAPPURAM F	A trust in which director is a trustee	Provision of IT and other consultancy service in the		83.29	83.29											
118	Manappuram Comptech and Consultants Limited	M/S Manappuram Home Finance Ltd	A public Company in which director is director	Provision of IT and other consultancy service in the ordinary course of business(Income)		175.34	175.34											
119	Manappuram Comptech and Consultants Limited	M/S MUKUNDAPURA	A society in which director can exercise control	Provision of IT and other consultancy service in the ordinary course of business(Income)		0.90	0.90											

For Manappuram Finance Limited

Birdu A L

Chief Financial Officer

120	Manappuram Comptech and Consultants Limited	MABEN NIDHI LTD	A public Company in which director is	Provision of IT and other consultancy	91.20	91.20	-											
121	Manappuram Comptech and Consultants Limited	MACARE DENTAL CA	A Private Company in which director is director	Provision of IT and other consultancy service in the	3.30	3.30	-											
122	Manappuram Comptech and Consultants Limited	MAGRO FINANCE	Proprietorship of a director	Provision of IT and other consultancy service in the ordinary course of business(Income)	3.36	3.36	-											
123	Manappuram Comptech and Consultants Limited	MANAPPURAM AGRO FARMS LTD	A public Company in which director is director	Provision of IT and other consultancy service in the ordinary course of	26.39	26.39	-											
124	Manappuram Comptech and Consultants Limited	MANAPPURAM ASSETS FINANCE LTD	A public Company in which director is director	Provision of IT and other consultancy service in the ordinary course of	97.61	97.61	-											
125	Manappuram Comptech and Consultants Limited	MANAPPURAM CHITS (INDIA) LTD	A public Company in which director is director	Provision of IT and other consultancy service in the ordinary course of business(Income)	15.99	15.99	-											
126	Manappuram Comptech and Consultants Limited	MANAPPURAM CONSTRUCTION &	A public Company in which director is	Provision of IT and other consultancy	1.78	1.78	-											
127	Manappuram Comptech and Consultants Limited	MANAPPURAM HEALTH CARE LTD	A public Company in which director is director	Provision of IT and other consultancy service in the	27.09	27.09	-											
128	Manappuram Comptech and Consultants Limited	MANAPPURAM INSURANCE	A public Company in which director is	Provision of IT and other consultancy	9.36	9.36	-											
129	Manappuram Comptech and Consultants Limited	MANAPPURAM JEWELLERS LTD	A public Company in which director is	Provision of IT and other consultancy	42.72	42.72	-											
130	Manappuram Comptech and Consultants Limited	MANAPPURAM FINANCE LIMITED	A public Company in which director is	Rent Expenses	INR 25 per Sq. Feet for space availed	21.86												
131	Manappuram Comptech and Consultants Limited	MANAPPURAM FINANCE LIMITED	A public Company in which director is	Electricity Charges paid based on	7.69	7.69												
132	Manappuram Comptech and Consultants Limited	MANAPPURAM FINANCE LIMITED	A public Company in which director is	Training expenses for digital platform	#####	5.47												
133	Manappuram Comptech and Consultants Limited	A K MOHANAN	Independent Director	Sitting Fees	1.05	1.05	-											
134	Manappuram Comptech and Consultants Limited	SUSHAMA NANDAKUMAR	Director	Sitting Fees	0.75	0.75	-											
135	Manappuram Comptech and Consultants Limited	SREEDHARAN RADHAKRISHNAN	Independent Director	Sitting Fees	1.05	1.05	-											
136	Manappuram Comptech and Consultants Limited	DEEPAKUMAR K R	Managing Director and CEO	Commission	22.00	22.00	-											
137	Manappuram Comptech and Consultants Limited	A K MOHANAN	Independent Director	Commission	14.00	14.00												
138	Manappuram Comptech and Consultants Limited	SREEDHARAN RADHAKRISHNAN	Independent Director	Commission	10.00	10.00												
139	Manappuram Comptech and Consultants Limited	BHAVIN VENUGOPAL	KMP	Salary/Remuneration	11.34	11.34												
140	Manappuram Comptech and Consultants Limited	NITHIN MOHAN	KMP	Salary/Remuneration	8.70	8.70	-											
141	Manappuram Comptech and Consultants Limited	DEEPAKUMAR K R	Managing Director and CEO	Salary/Remuneration	32.66	32.66	-											
142	Manappuram Home Finance Ltd	Manappuram Finance Limited	Parent Company	Corporate Loan Received	1,500.00	1,500.00	-											
143	Manappuram Home Finance Ltd	Manappuram Finance Limited	Parent Company	Repayment of Corporate Loan	1,500.00	1,500.00	-											
144	Manappuram Home, Finance Ltd	Manappuram Finance Limited	Parent Company	Interest on Loan	15.71	15.71	-											

For Manappuram Finance Lim.,

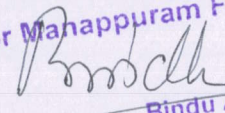
Bindu A. L.
Bindu A. L.
Chief Financial Officer

145	Manappuram Home Finance Ltd	Manappuram Finance Limited	Parent Company	Rent	154.83	154.83	-	-									
146	Manappuram Home Finance Ltd	Manappuram Finance Limited	Parent Company	EDUCATION AND TRAINING	16.33	16.33											
147	Manappuram Home Finance Ltd	Manappuram Finance Limited	Parent Company	DA Fees	1.10	1.10											
148	Manappuram Home Finance Ltd	Manappuram Finance Limited	Parent Company	Receipt of Principal on account of	157.62	157.62	34.74	27.79			27.7869736						
149	Manappuram Home Finance Ltd	Manappuram Finance Limited	Parent Company	Interest received on account of	76.14	76.14											
150	Manappuram Home Finance Ltd	Manappuram Finance Limited	Parent Company	Penalty Received on assignement of	0.16	0.16											
151	Manappuram Home Finance Ltd	Manappuram Comptech	Fellow Subsidiary	IT Support Cost (payable)	345.42	345.42	-	1.50			1.50122						
152	Manappuram Home Finance Ltd	Manappuram Travels	Others related group	Traveling Expenses	6.00	6.00	-	-									
153	Manappuram Home Finance Ltd	T Balakrishnan	Director	Sitting Fees	7.20	7.20											
154	Manappuram Home Finance Ltd	Gautam Saigal	Director	Sitting Fees	7.25	7.25											
155	Manappuram Home Finance Ltd	Pratima Ram	Director	Sitting Fees	7.50	7.50											
156	Manappuram Home Finance Ltd	Jeevan Das Narayan	Director	Sitting Fees	3.80	3.80											
157	Manappuram Home Finance Ltd	T Balakrishnan	Director	Comission			-	-									
158	Manappuram Home Finance Ltd	Gautam Saigal	Director	Comission													
159	Manappuram Home Finance Ltd	Pratima Ram	Director	Comission													
160	Manappuram Home Finance Ltd	Jeevan Das Narayan	Director	Comission													
161	Manappuram Insurance Broker	Manappuram Comptech	Fellow Subsidiary	IT Support service	5.10	4.50	-										
162	Manappuram Insurance Broker	Manappuram Comptech	Fellow Subsidiary	Using Paperless	0.54	0.45	-										

For Manappuram Finance Limited

 Bindu A. J.
 Chief Financial Officer

163	Manappuram Insurance Broker	Manappuram Comptech	Fellow Subsidiary C	Security solution &	4.31	3.59	-									
164	Manappuram Insurance Broker	Manappuram Comptech	Fellow Subsidiary C	Development of	1.65	0.83	-									
	Manappuram Insurance Broker	Manappuram Finance Li	Holding Company	Dividend Paid	301.44	301.44	-									
165	Manappuram Insurance Broker	Manappuram Finance Li	Holding Company	Rent &	13.97	12.73	-									
166	Manappuram Insurance Broker	Manappuram Finance Li	Holding Company	Using learning and	20.00	6.54	-									
167	Manappuram Insurance Broker	Mr. M.N. Gunavardhan	Director	Sitting Fee	3.20	3.20	-									
168	Manappuram Insurance Broker	Mrs. Jyothi Prasanna	Director	Sitting Fee	1.60	1.60	-									
169	Manappuram Insurance Broker	Adv. V R Ramachandran	Director	Sitting Fee	3.20	3.20	-									
170	Manappuram Insurance Broker	Mr. Subrahmanyam K	Director	Sitting Fee	2.80	2.80	-									
171	Manappuram Insurance Broker	Mr. M.N. Gunavardhan	Director	Commission	3.00	3.00	-									
172	Manappuram Insurance Broker	Mrs. Jyothi Prasanna	Director	Commission	3.00	3.00	-									
173	Manappuram Insurance Broker	Mr. Subrahmanyam K	Director	Commission	3.00	3.00	-									
174	Manappuram Insurance Broker	Mr. K.M. Rajesh	CEO	Remuneration	11.06	11.06	-									
175	Manappuram Insurance Broker	Mr. Shanto Paul	CFO	Remuneration	12.86	12.86	-									
176	Manappuram Insurance Broker	Mrs. Anjurose Paulson	CS	Remuneration	7.33	7.33	-									
Total																
Total					16,943.83											

For Manappuram Finance Lim.

 Bindu A. L.
 Chief Financial Officer